

E-BUSINESS SUITE APPLICATIONS R12 (RUP 4) LARGE/EXTRA-LARGE PAYROLL (BATCH) BENCHMARK - USING ORACLE10g ON AN IBM SYSTEM x3850 M2 SERVER

As a global leader in e-business applications, Oracle is committed to delivering high performance solutions that meet our customers' expectations. Business software must deliver rich functionality with robust performance. This performance must be maintained at volumes that are representative of customer environments.

Oracle benchmarks demonstrate our software's performance characteristics for a range of processing volumes in a specific configuration. Customers and prospects can use this information to determine the software, hardware, and network configurations necessary to support their processing volumes.

The primary objective of our benchmarking effort is to provide as many data points as possible to support this important decision.

SUMMARY OF RESULTS

This batch benchmark test was run on a 12-core server. See inside for results with different numbers of threads/workers.

Batch Workload			
250,000 Employees	Threads	Time (Min)	Hourly Employee Throughput
Payroll Processing	12	11.08	1,353,791
PrePayments	12	4.02	3,731,343
External Archive	12	30.63	489,716
NACHA	12	1.32	11,363,636
Checkwriter	12	2.27	6,607,930
Costing	12	2.72	5,514,706
Totals:		52.04	288,240
Parent Proc. Total		59.43	252,398
Wall Clock Duration*		61.37	244,419

Note that the hourly throughput numbers mentioned above are linear extrapolations. Many factors can influence performance and your results may differ.

* The "Wall Clock Duration" includes all of the job scheduling and management activity (parent process) as well as some idle intervals due to polling or waiting for all workers in a particular process to complete prior to kicking off the subsequent process. These intervals would not increase substantially, if at all, as the workload size is increased. Consequently, the throughput for larger workloads would converge toward the "Totals:" value.

BENCHMARK PROFILE

In March 2009, Oracle and IBM conducted a benchmark in San Mateo, CA to measure the batch performance of the Oracle E-Business Standard Benchmark processes in an environment running Oracle E-Business Suite R12 (RUP 4) with Oracle10g™ database (10.2.0.3) for the Linux® operating system on an IBM® System x3850 M2 server configured with two 6-core Intel® Xeon® X7460 processors (12-cores total), running Red Hat® Enterprise Linux® 5 (64-bit) OS. A single IBM Storage System™ DS4700 disk array was used for storage.

The benchmark measured the Payroll batch business process hourly throughputs for a large/extra-large database model. Testing was conducted in a controlled environment with no other applications running. **The goal of this Benchmark was to obtain reference batch throughputs for Oracle E-Business Suite R12 Benchmark on IBM System x™ servers running Linux.**

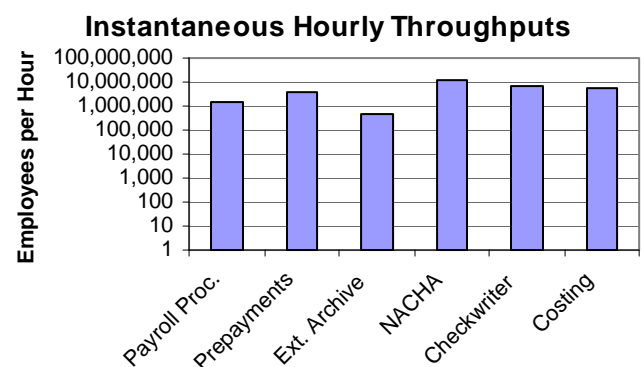


Figure 1: Oracle E-Business Payroll Batch Throughputs

BENCHMARK METHODOLOGY

E-Business Suite R12 Benchmark batch processes are initiated from a benchmark-provided SQL script.

The batch workloads were run as standard concurrent processes via the concurrent manager.

Figure 2 shows the configuration used for this benchmark run.



	<p>System x3850 M2 DB Server/App Server 12-core 64 GB</p> <p>72% Utilized</p>
	<p>DS4700 System Storage 5 Drawers – Data 1 Drawer – Logs</p> <p>1% Utilized</p>

Figure 2: 2-Tier Configuration

This benchmark was run as a “Physical” 2-Tier configuration with a single machine hosting both the Database and Application server instances on a single OS image.

BENCHMARK BUSINESS PROCESSES

This E-Business Suite benchmark consists of a batch flow with six metered processes.

Batch Payroll Processes

Business Process	Number of Threads Used	Process Type
Payroll Process	8, 10, 12	Pro-C
PrePayments	8, 10, 12	Pro-C
External Archive Process	8, 10, 12	Pro-C & PL/SQL
NACHA	8, 10, 12	Pro-C
Check Writer	8, 10, 12	Pro-C & Oracle Report Writer
Costing	8, 10, 12	Pro-C

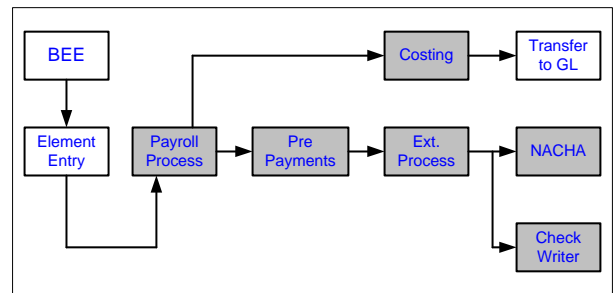


Figure 3: Payroll Process Flow

The Oracle E-Business Suite R12 Payroll processes tested are as follows:

Payroll Process: Identifies all employees to be processed and performs calculations required to complete the gross-to-net calculation, including earnings, deductions, and taxes. The specific groups of employees processed can be controlled by multiple parameters to the payroll process, including the ability for a user to define a rules-based set of employees.

PrePayments: Distributes the net pay for each employee across the various payment methods (Direct Deposit, Check, or Cash). This can be run for a single payroll process or across multiple payroll processes.

External Archiving Process: (Pro-C, PL/SQL) Replicates the results of the Payroll run into a separate archive for audit purposes. This data is primarily used for Payslips (Both printed and on line), as a source for check and direct deposit printing, third party interfaces, and tax remittance reporting.

NACHA: This is the US version of the Global Direct Deposit process, which creates the bank interface file as per NACHA rules, based on the rules in the Pre Payment process.

Check Writer: (Oracle Report Writer) This process allocates check numbers and creates/prints the payroll check and associated paper payslip.

Costing: This process associates the payroll transaction data with the General Ledger (GL) accounts in preparation for transfer of the data to GL. This process uses a sophisticated hierarchical rules-based engine to determine the mapping of the HRMS data and payroll results to the GL accounts.

BENCHMARK RESULTS

Batch Business Metrics	Achieved Output
Payroll	
Payroll Process	500,000
PrePayment	250,000
NACHA + Check	250,000
Costing	250,000

Table 1: Batch Transactions Completed

In this test, 250,000 employees were processed. Table 2 shows the processing time in minutes.

R12 Application changes, data model additions and test methodology improvements render direct comparison to previous Oracle E-Business release 11.5.10 and 11.5.9 results invalid.

Batch Workload						
250,000 Employees	Time (Min)			Hourly Employee Throughput		
	8-Thread	10-Thread	12-Thread	8-Thread	10-Thread	12-Thread
Payroll Processing	12.30	11.15	11.08	1,219,512	1,345,291	1,353,791
PrePayments	4.88	4.73	4.02	3,073,770	3,171,247	3,731,343
External Archive	42.0	36.60	30.63	357,143	409,836	489,716
NACHA	1.32	1.27	1.32	11,363,636	11,811,024	11,363,636
Checkwriter	2.63	2.65	2.27	5,703,422	5,660,377	6,607,930
Costing	3.12	3.12	2.72	4,807,692	4,807,692	5,514,706
Totals:	66.25	59.52	52.04	226,415	252,016	288,240
Parent Proc. Total	73.70	67.25	59.43	203,528	223,048	252,398
Wall Clock Duration*	75.67	69.23	61.37	198,229	216,669	244,419

Table 2: Payroll Batch Performance

SERVER PERFORMANCE

Figure 4 shows the average CPU utilization on the Database server. The value shown is the average across the processors (12 cores total).

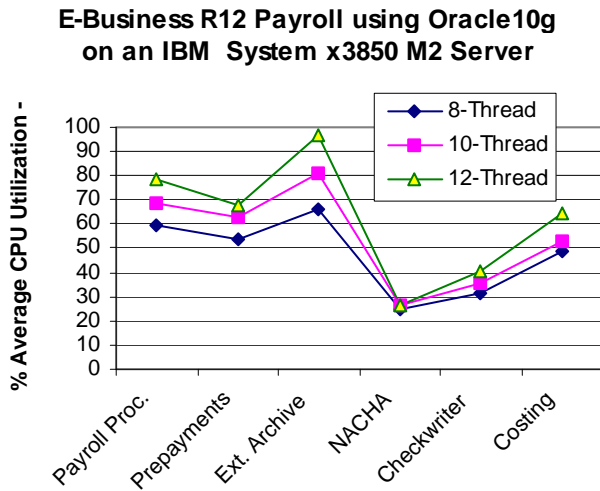


Figure 4: Average Server CPU Utilization

Online Workload	% User	% System	% Idle	% I/O Wait
Payroll Processing	50.70	6.43	40.68	2.14
PrePayments	47.13	3.95	46.41	2.43
External Archive	61.99	3.99	33.64	1.00
NACHA	18.17	1.50	75.44	4.56
Checkwriter	26.15	2.38	68.50	3.06
Costing	35.10	8.24	51.10	5.73
Wall Clock Avg.	49.70	4.12	44.96	1.56

Table 3: Average Server CPU Utilization (8-Threads)

Online Workload	% User	% System	% Idle	% I/O Wait
Payroll Processing	55.91	7.01	31.74	5.33
PrePayments	55.33	4.82	36.89	2.88
External Archive	73.66	5.03	18.61	2.73
NACHA	19.81	1.75	73.38	4.94
Checkwriter	28.90	2.65	64.58	3.81
Costing	37.97	7.41	46.77	7.82
Wall Clock Avg.	56.28	4.74	35.78	3.19

Table 4: Average Server CPU Utilization (10-Threads)

Online Workload	% User	% System	% Idle	% I/O Wait
Payroll Processing	69.47	6.54	21.67	2.19
PrePayments	60.60	4.74	32.02	2.36
External Archive	90.21	5.61	3.70	0.18
NACHA	19.75	1.88	73.81	4.56
Checkwriter	35.65	2.88	59.19	2.08
Costing	49.50	8.67	35.17	6.87
Wall Clock Avg.	66.67	4.93	27.01	1.18

Table 5: Average Server CPU Utilization (12-Threads)

Average GB Used	DB Server
8-Threads	14.63 GB
10-Threads	16.78 GB
12-Threads	17.46 GB

Table 6: Average Memory Utilization

DATA COMPOSITION DESCRIPTION

Major data components for the model under test are summarized in the following table.

Application	Business Objects	Large/Extra-Large Model
HR	Employees	250,000

Table 7: Data Composition

PATCHES

The following patches were applied to the benchmark environment on top of Oracle E-Business Applications R12 (RUP 4).

Per note 386434 (patches)

6778401

6610000

7346620

7461822

7260001

The following patches were applied to the benchmark environment on top of Oracle 10g 10.2.0.3.

RDBMS patch 5455880

APPLICATION TUNING

Database:

1. R12 tuning through RUP 4 and handover of benchmark kit.

2. An index was added to per_time_periods as hr.per_time_periods(time_definition_id)

Gather 100% table stats for the following tables:

```
exec
fnd_stats.gather_table_stats('HR','PAY_ACTION_INFORM
ATION',100);
exec
fnd_stats.gather_table_stats('HR','PAY_ASSIGNMENT_AC
TIONS',100);
exec
fnd_stats.gather_table_stats('HR','PAY_PAYROLL_ACTIO
NS',100);
exec
fnd_stats.gather_table_stats('HR','PAY_POPULATION_RA
NGES',100);
exec
fnd_stats.gather_table_stats('HR','PER_ALL_ASSIGNMEN
TS_F',100);
exec
fnd_stats.gather_table_stats('HR','PER_TIME_PERIODS',10
0);
exec
fnd_stats.gather_table_stats('APPLSYS','FND_CURRENCI
ES',100);
exec
fnd_stats.gather_table_stats('HR','PAY_RUN_RESULTS',10
0);
exec
fnd_stats.gather_table_stats('HR','PAY_RUN_RESULT_VA
LUES',100);
```

Gather 100% index stats for the following indexes:

```
exec dbms_stats.gather_index_stats(ownname =>
'HR',indname => 'PAY_ACTION_INFORMATION_N2',
estimate_percent => 100);
exec dbms_stats.gather_index_stats(ownname =>
'HR',indname => 'PAY_ACTION_INTERLOCKS_PK',
estimate_percent => 100);
exec dbms_stats.gather_index_stats(ownname =>
'HR',indname => 'PAY_ACTION_INTERLOCKS_FK2',
estimate_percent => 100);
exec dbms_stats.gather_index_stats(ownname =>
'HR',indname => 'PAY_ASSIGNMENT_ACTIONS_PK',
estimate_percent => 100);
exec dbms_stats.gather_index_stats(ownname =>
'HR',indname => 'PAY_ASSIGNMENT_ACTIONS_N50',
estimate_percent => 100);
exec dbms_stats.gather_index_stats(ownname =>
'HR',indname => 'PAY_ASSIGNMENT_ACTIONS_N51',
estimate_percent => 100);
```

```
exec dbms_stats.gather_index_stats(ownname =>
'HR',indname => 'PAY_ELEMENT_ENTRIES_F_PK',
estimate_percent => 100);
exec dbms_stats.gather_index_stats(ownname =>
'HR',indname => 'PAY_ELEMENT_LINKS_F_PK',
estimate_percent => 100);
exec dbms_stats.gather_index_stats(ownname =>
'HR',indname => 'PAY_ELEMENT_TYPES_F_PK',
estimate_percent => 100);
exec dbms_stats.gather_index_stats(ownname =>
'HR',indname => 'PAY_PAYROLL_ACTIONS_PK',
estimate_percent => 100);
exec dbms_stats.gather_index_stats(ownname =>
'HR',indname => 'PAY_RUN_RESULTS_N50',
estimate_percent => 100);
```

Pinning the following parameters may also help in Payroll:

```
exec dbms_shared_pool.keep('APPS.FFP51704_01010001');
exec dbms_shared_pool.keep('APPS.FFP1893_01010001');
exec dbms_shared_pool.keep('APPS.FND_DATE');
exec dbms_shared_pool.keep('APPS.FND_NUMBER');
exec dbms_shared_pool.keep('APPS.HR_COST');
exec
dbms_shared_pool.keep('APPS.HR_NONRUN_ASACT');
exec dbms_shared_pool.keep('APPS.HR_PRE_PAY');
exec dbms_shared_pool.keep('APPS.PAY_ARCHIVE');
exec dbms_shared_pool.keep('APPS.PAY_CORE_UTILS');
exec
dbms_shared_pool.keep('APPS.PAY_CC_PROCESS_UTIL
S');
exec
dbms_shared_pool.keep('APPS.PAY_INTERPRETER_PK
G');
exec dbms_shared_pool.keep('APPS.PAY_RETRO_PKG');
exec
dbms_shared_pool.keep('APPS.PAY_US_ACTION_ARCH
');
exec
dbms_shared_pool.keep('APPS.PAY_US_NACHA_TAPE');
```

OPERATING SYSTEM TUNING

DATABASE OPERATING SYSTEM TUNING

1. The following additional Kernel parameters were automatically setup during boot via the /etc/sysctl.conf file:

```
net.ipv4.icmp_echo_ignore_broadcasts = 1
net.ipv4.conf.all.rp_filter = 1
net.core.rmem_max = 4194304
net.core.rmem_default = 4194304
net.core.wmem_max = 262144
net.core.wmem_default = 262144
net.ipv4.ip_local_port_range = 1024 65000
kernel.shmmax = 17179869184
kernel.shmmni = 4096
kernel.shmall = 4194304
kernel.sem = 250 32000 100 128
fs.file-max = 6553600
vm.nr_hugepages=6000
```

2. The following limits were modified via the /etc/security/limits.conf file:

```
oracle soft memlock 16793899
oracle hard memlock 16793899
```

```
oracle soft nproc 2047
oracle hard nproc 16384
oracle soft nofile 1024
oracle hard nofile 65536
```

3. Hugepages was enabled for the database instance

BENCHMARK ENVIRONMENT

HARDWARE CONFIGURATION

An IBM System x3850 M2 (7233-6RU) server was used for the database/application/web server. It was equipped with the following:

- 4 × 2.66 GHz Intel Xeon Six-Core X7460 processors (24 cores total, **only 12 allocated**), each with 3 × 3 MB of Level 2 cache and 16 MB of Level 3 cache
- Total Memory: 64 GB (14.6 – 17.5 GB used)
- Network: Gigabit full duplex.
- Operating system: Red Hat Enterprise Linux 5
- For more details on the IBM 3850 M2, please visit <http://www-03.ibm.com/systems/x/hardware/enterprise/x3850m2/index.html.html>
- Storage: Storage: DS4700 with a total of 48 × 145 GB 15K RPM fibre-channel disks.
- For more details on DS4700, please visit <http://www.ibm.com/servers/storage/disk/ds4000/ds4700/index.html>

SOFTWARE VERSIONS

Oracle's E-Business Suite (E-Business Suite Kit) R12 (RUP 4)

Oracle10g™ 10.2.0.3 (64-bit)

Red Hat Enterprise Linux 5 update 2 (64-bit) (on the database server)

Note: Oracle accepts that the results obtained using Redhat Enterprise Linux 5 very closely approximates results that may be obtained if Oracle Enterprise Linux 5 were used in this test.

Java™ 2 Runtime Environment, Standard Edition (build 1.4.2). Classic VM (build 1.4.2, J2RE 1.4.2)

Glossary and Acronyms:

ATP	Available to Promise
BEE	Batch Element Entries
HVOP	High Volume Order Processing
OASB	Oracle Applications Standard Benchmark
RAC	Real Applications Clusters

ORACLE

Oracle

Applications Performance & Benchmarks

500 Oracle Parkway

Redwood Shores, California 94065

Tel 650/506-7000

Fax 650/506-7000

Email eBSkit_us@oracle.com

World Wide Web <http://www.oracle.com>

The results published in this report have been independently reviewed and audited by:

INFO  SIZING

IBM, the IBM logo, AIX, System x and System Storage, are trademarks or registered trademarks of IBM Corporation in the United States and other countries.

Intel and Xeon are registered trademarks of Intel Corporation in the United States, and/or other countries.

Linux is a registered trademark of Linus Torvalds in the United States, other countries, or both.

Java and all Java-based trademarks are trademarks of Sun Microsystems, Inc. in the United States, other countries, or both.

© Copyright 2009 Oracle, Inc. All rights reserved. E-Business Suite, AppsNet, Collaboration Suite, Oracle Direct and RAC are trademarks of Oracle, Inc. Oracle, JD Edwards, PeopleSoft and Siebel are registered trademarks of Oracle Corporation and/or its affiliates. Other names may be trademarks of their respective owners. The information contained herein is subject to change without notice.