

ORACLE®

**JD EDWARDS
ENTERPRISEONE**

One View Report Samples Project Costing

| | |
|---|---|
| Introduction | 1 |
| Application: One View Job Inquiry P51220 | 2 |
| Report: Job Status..... | 2 |
| Report: Earned Value | 4 |
| Report: Work in Progress | 5 |
| Report: Labor Unit Analysis | 7 |

Introduction

JD Edwards EnterpriseOne One View Reporting enables end users to access data for simple to sophisticated reports using EnterpriseOne find browse applications with BI Publisher layout reporting and distribution features. One View applications combine essential transaction and master data including associated descriptions and category codes. Users have the ability to view data in the exact layout they desire using all the advanced capabilities of Oracle BI Publisher.

One View Reporting provides a host of pre-defined reporting templates designed to address some of the most common and highly demanded reports enabling you to realize value on day one. Delivered reports can be personalized by end users as needed and additional reports can be defined without IT support.

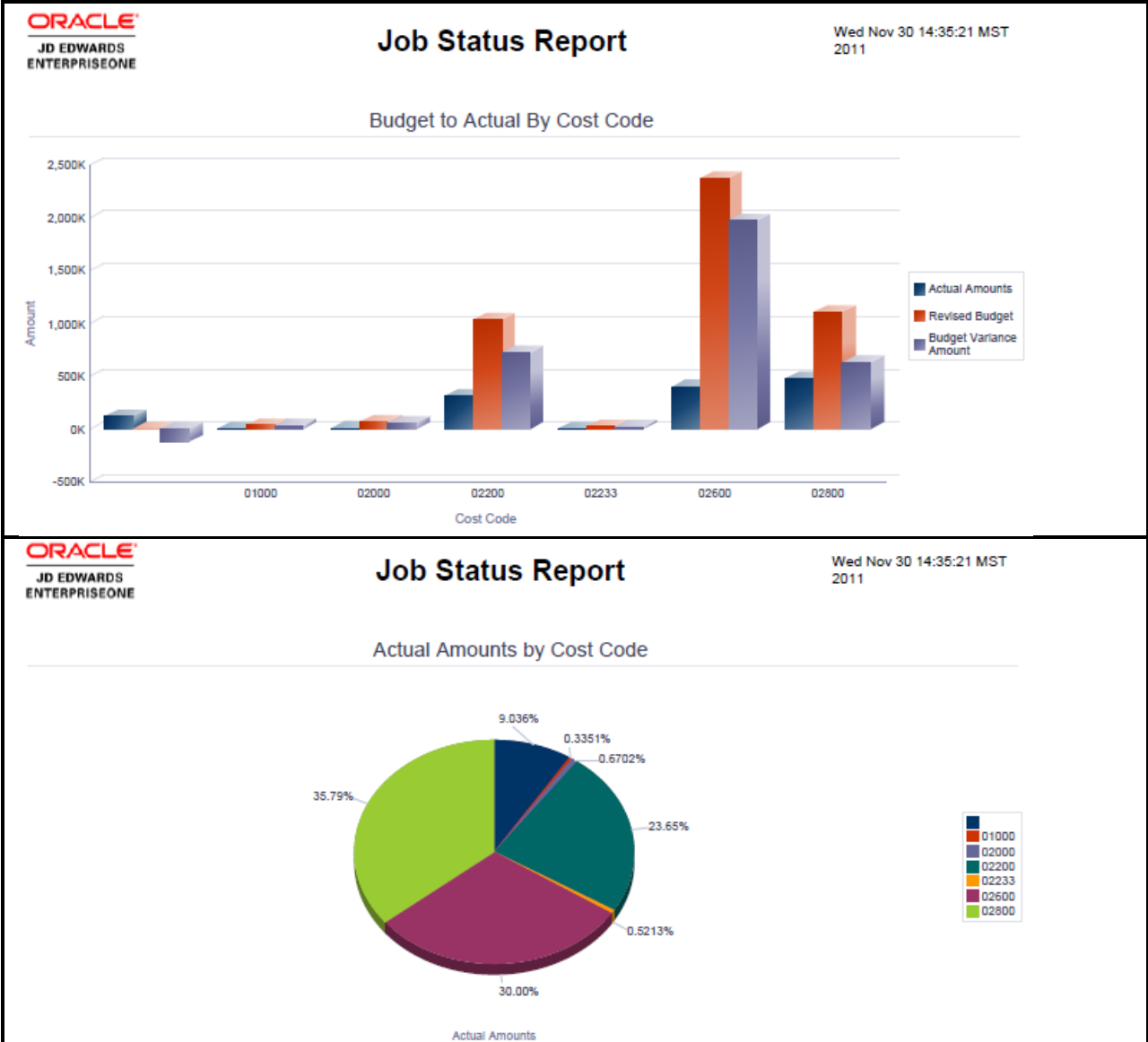
This document provides report samples delivered with One View for Project Costing.


For information on setting up and running the report, see the [JD Edwards EnterpriseOne Applications 9.1 One View Reporting for Project Costing Functional TOI](#).


Application: One View Job Inquiry P51220

Business View: V51220 [F0901/F0006/F5108 Join for One View Job Inquiry]

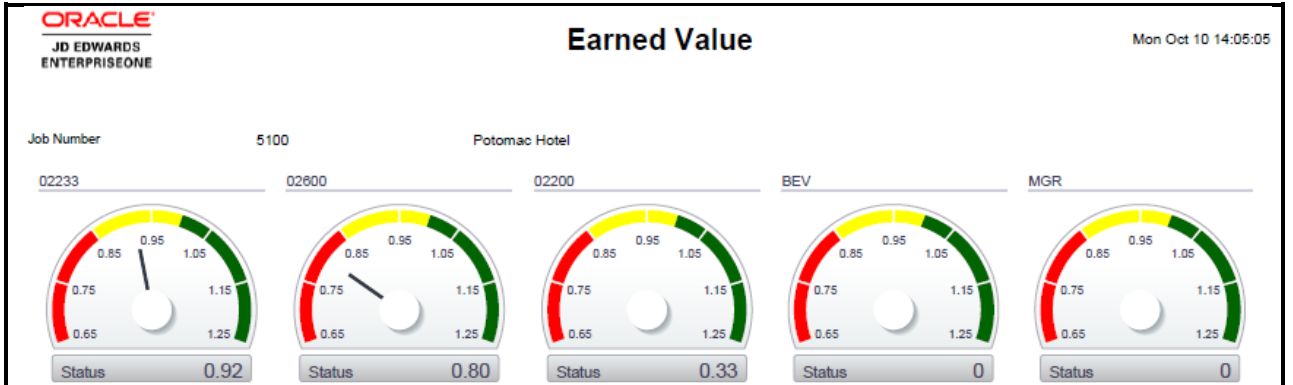
Report: Job Status



| | | | | | |
|---|-----------------------|----------------------------|---------------------|------------------------|-------------------|
|  | | <h2>Job Status Report</h2> | | | |
| Job Amounts by Region and Job | | | | | |
| | Central North America | | | | |
| | Costs | Original Budget | Revised Budget | Budget Variance Amount | Open Commitments |
| Drill Press | 32,100.00 | 0.00 | 0.00 | -32,100.00 | 0.00 |
| Highway | 13,500.00 | 102,059.00 | 102,059.00 | 88,559.00 | 0.00 |
| Potomac Hotel | 1,297,285.24 | 4,260,500.00 | 4,554,145.00 | 3,256,859.76 | 966,462.87 |
| Total | 1,342,885.24 | 4,362,559.00 | 4,656,204.00 | 3,313,318.76 | 966,462.87 |

|  | | <h2>Job Status Report</h2> | | | | Wed Nov 30 1: 2011 | | |
|---|-----------|----------------------------|-------------|-------------------|------------------|-----------------------|------------------------|------------------|
| Job Budget Variance Data | | | | | | | | |
| Cost Code | Cost Type | Original Budget | Changes | Revised Budget | Costs | Percent Complete | Budget Variance Amount | Open Commitments |
| | 6335 | 0.00 | 0.00 | 0.00 | 0.00 | 0.00 | 0.00 | 0.00 |
| | 6380 | 0.00 | 0.00 | 0.00 | 0.00 | 0.00 | 0.00 | 0.00 |
| | 6998 | 0.00 | 0.00 | 0.00 | 0.00 | 0.00 | 0.00 | 0.00 |
| | | 0.00 | 0.00 | 0.00 | 0.00 | | 0.00 | 0.00 |
| 01000 | | 0.00 | 0.00 | 0.00 | 0.00 | 0.00 | 0.00 | 0.00 |
| | 1340 | 0.00 | 0.00 | 0.00 | 0.00 | 0.00 | 0.00 | 0.00 |
| | 1341 | 15,000.00 | 0.00 | 15,000.00 | 0.00 | 0.00 | 15,000.00 | 0.00 |
| | 1343 | 9,000.00 | 0.00 | 9,000.00 | 0.00 | 0.00 | 9,000.00 | 0.00 |
| | 1355 | 4,534.00 | 0.00 | 4,534.00 | 0.00 | 0.00 | 4,534.00 | 0.00 |
| | 1342 | 7,500.00 | 0.00 | 7,500.00 | 0.00 | 0.00 | 7,500.00 | 0.00 |
| | 1350 | 0.00 | 0.00 | 0.00 | 4,500.00 | 100.00 | 4,500.00 | 0.00 |
| | 8192 | 0.00 | 0.00 | 0.00 | 0.00 | 0.00 | 0.00 | 0.00 |
| | | 36,034.00 | 36,034.00 | 36,034.00 | 4,500.00 | | 40,534.00 | 0.00 |
| 02000 | 1342 | 2,500.00 | 0.00 | 2,500.00 | 0.00 | 0.00 | 2,500.00 | 0.00 |
| | 1350 | 35,000.00 | 0.00 | 35,000.00 | 9,000.00 | 25.71 | 35,000.00 | 0.00 |
| | | 0.00 | 0.00 | 0.00 | 0.00 | 0.00 | 0.00 | 0.00 |
| | 1341 | 12,000.00 | 0.00 | 12,000.00 | 0.00 | 0.00 | 12,000.00 | 0.00 |
| | 1343 | 6,525.00 | 0.00 | 6,525.00 | 0.00 | 0.00 | 6,525.00 | 0.00 |
| | 1355 | 10,000.00 | 0.00 | 10,000.00 | 0.00 | 0.00 | 10,000.00 | 0.00 |
| | 1340 | 0.00 | 0.00 | 0.00 | 0.00 | 0.00 | 0.00 | 0.00 |
| | 8192 | 0.00 | 0.00 | 0.00 | 0.00 | 0.00 | 0.00 | 0.00 |
| | | 66,025.00 | 66,025.00 | 66,025.00 | 9,000.00 | | 66,025.00 | 0.00 |
| Grand Total | | 102,059.00 | 0.00 | 102,059.00 | 13,500.00 | | 106,559.00 | 0.00 |

Report: Earned Value



ORACLE
JD EDWARDS
ENTERPRISEONE

Earned Value

Mon Oct 10 14:05:05 MD

Earned Value by Region and Job

| | | Budget At Completion | Actual Cost | Earned Value | Planned Value | Cost Variance | Cost Performance Index | Schedule Variance | Schedule Performance Index | Estimate To Completion | Estimate At Completion | Variance At Completion | Status |
|-----------------------|---------------|----------------------|-------------|--------------|---------------|---------------|------------------------|-------------------|----------------------------|------------------------|------------------------|------------------------|--------|
| Central North America | Potomac Hotel | 468,526.13 | 141,677.50 | 126,497.27 | -283,500.00 | -15,180.23 | 29.04 | 409,997.26 | 5.75 | 97,722.50 | 239,400.00 | 229,126.13 | 0.17 |
| | Drill Press | 2,550.00 | 37,060.00 | 470.00 | 0.00 | -36,590.00 | 3.14 | 470.00 | 0.76 | -31,732.23 | 5,327.77 | -2,777.77 | 0.04 |
| | Highway | 0.00 | 134,250.00 | 0.00 | 1,061,419.00 | -134,250.00 | 0 | -1,061,419.00 | 0.00 | -134,250.00 | 0.00 | 0.00 | 0.00 |
| Total | | 471,076.13 | 312,987.50 | 126,967.27 | 777,919.00 | -186,020.23 | 32.18 | -650,951.74 | 6.51 | -68,259.73 | 244,727.77 | 226,348.36 | 0.09 |

ORACLE
JD EDWARDS
ENTERPRISEONE

Earned Value

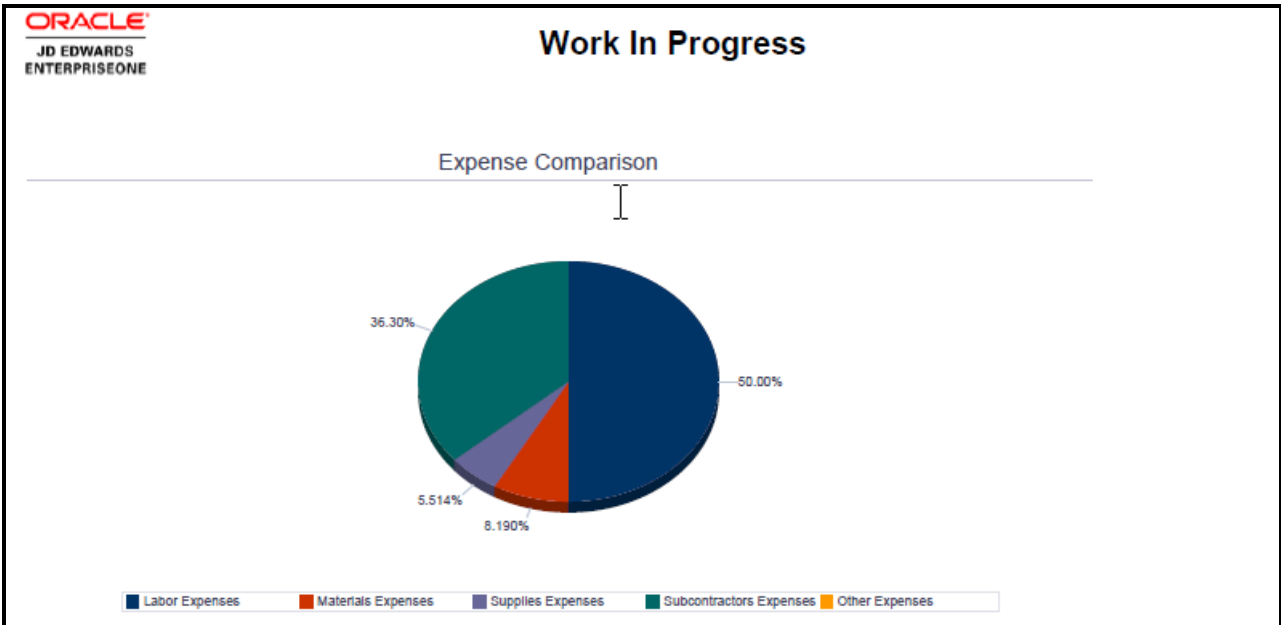
Mon Oct 10 14:05:05 MD

Earned Value by Job and Cost Code

| | | Budget At Completion | Actual Cost | Earned Value | Planned Value | Cost Variance | Cost Performance Index | Schedule Variance | Schedule Performance Index | Estimate To Completion | Estimate At Completion | Variance At Completion | Status | |
|---------------|----------|----------------------|-------------|--------------|---------------|---------------|------------------------|-------------------|----------------------------|------------------------|------------------------|------------------------|-----------|------|
| Potomac Hotel | 01000 | 0.00 | 0.00 | 0.00 | 0.00 | 0.00 | 0.00 | 0.00 | 0.00 | 0.00 | 0.00 | 0.00 | 0.00 | |
| | 02000 | 0.00 | 0.00 | 0.00 | 0.00 | 0.00 | 0.00 | 0.00 | 0.00 | 0.00 | 0.00 | 0.00 | 0.00 | |
| | 02200 | 218,032.69 | 155,292.50 | 75,285.04 | 1,000,000.00 | -80,007.46 | 5.57 | -924,714.97 | 1.69 | -65,292.50 | 90,000.00 | 128,032.69 | 0.33 | |
| | 02600 | 208,493.44 | 33,277.00 | 39,936.04 | 2,222,500.00 | 6,659.04 | 12.20 | -2,182,563.96 | 0.61 | 90,123.00 | 123,400.00 | 85,093.44 | 0.80 | |
| | 02800 | 0.00 | 171,108.00 | 0.00 | 1,037,000.00 | -171,108.00 | 0.00 | -1,037,000.00 | 0.00 | -171,108.00 | 0.00 | 0.00 | 0.00 | |
| | 03000 | 0.00 | 0.00 | 0.00 | 0.00 | 0.00 | 0.00 | 0.00 | 0.00 | 0.00 | 0.00 | 0.00 | 0.00 | |
| | 04000 | 0.00 | 0.00 | 0.00 | 0.00 | 0.00 | 0.00 | 0.00 | 0.00 | 0.00 | 0.00 | 0.00 | 0.00 | |
| | 05000 | 0.00 | 0.00 | 0.00 | 0.00 | 0.00 | 0.00 | 0.00 | 0.00 | 0.00 | 0.00 | 0.00 | 0.00 | |
| | 06000 | 0.00 | 0.00 | 0.00 | 0.00 | 0.00 | 0.00 | 0.00 | 0.00 | 0.00 | 0.00 | 0.00 | 0.00 | |
| | 07000 | 0.00 | 0.00 | 0.00 | 0.00 | 0.00 | 0.00 | 0.00 | 0.00 | 0.00 | 0.00 | 0.00 | 0.00 | |
| | 08000 | 0.00 | 0.00 | 0.00 | 0.00 | 0.00 | 0.00 | 0.00 | 0.00 | 0.00 | 0.00 | 0.00 | 0.00 | |
| | 09000 | 0.00 | 0.00 | 0.00 | 0.00 | 0.00 | 0.00 | 0.00 | 0.00 | 0.00 | 0.00 | 0.00 | 0.00 | |
| | 10000 | 0.00 | 0.00 | 0.00 | 0.00 | 0.00 | 0.00 | 0.00 | 0.00 | 0.00 | 0.00 | 0.00 | 0.00 | |
| | 11000 | 0.00 | 0.00 | 0.00 | 0.00 | 0.00 | 0.00 | 0.00 | 0.00 | 0.00 | 0.00 | 0.00 | 0.00 | |
| | 12000 | 0.00 | 0.00 | 0.00 | 0.00 | 0.00 | 0.00 | 0.00 | 0.00 | 0.00 | 0.00 | 0.00 | 0.00 | |
| | 13000 | 0.00 | 0.00 | 0.00 | 0.00 | 0.00 | 0.00 | 0.00 | 0.00 | 0.00 | 0.00 | 0.00 | 0.00 | |
| | 14000 | 0.00 | 0.00 | 0.00 | 0.00 | 0.00 | 0.00 | 0.00 | 0.00 | 0.00 | 0.00 | 0.00 | 0.00 | |
| | 15000 | 0.00 | 0.00 | 0.00 | 0.00 | 0.00 | 0.00 | 0.00 | 0.00 | 0.00 | 0.00 | 0.00 | 0.00 | |
| | 16000 | 0.00 | 0.00 | 0.00 | 0.00 | 0.00 | 0.00 | 0.00 | 0.00 | 0.00 | 0.00 | 0.00 | 0.00 | |
| | 90000 | 0.00 | -225,000.00 | 0.00 | -4,570,000.00 | 225,000.00 | 0.00 | 4,570,000.00 | 0.00 | 225,000.00 | 0.00 | 0.00 | 0.00 | |
| | 99999999 | 0.00 | -129,677.50 | 0.00 | 0.00 | 129,677.50 | 0.00 | 0.00 | 0.00 | 129,677.50 | 0.00 | 0.00 | 0.00 | |
| | | | 0.00 | 129,677.50 | 0.00 | 1,000.00 | -129,677.50 | 0.00 | -1,000.00 | 0.00 | -129,677.50 | 0.00 | 0.00 | 0.00 |
| | | MGR | 0.00 | 0.00 | 0.00 | 0.00 | 0.00 | 0.00 | 0.00 | 0.00 | 0.00 | 0.00 | 0.00 | 0.00 |
| | | 02233 | 42,000.00 | 7,000.00 | 11,276.19 | 26,000.00 | 4,276.19 | 11.27 | -14,723.81 | 3.45 | 19,000.00 | 26,000.00 | 16,000.00 | 0.92 |
| | | 2200 | 0.00 | 0.00 | 0.00 | 0.00 | 0.00 | 0.00 | 0.00 | 0.00 | 0.00 | 0.00 | 0.00 | 0.00 |
| | | BEV | 0.00 | 0.00 | 0.00 | 0.00 | 0.00 | 0.00 | 0.00 | 0.00 | 0.00 | 0.00 | 0.00 | 0.00 |
| Drill Press | | 0.00 | 0.00 | 0.00 | 0.00 | 0.00 | 0.00 | 0.00 | 0.00 | 0.00 | 0.00 | 0.00 | 0.00 | |

| ORACLE | | Earned Value | | | | | | | | | | | Mon Oct 10 14:05:05 | |
|--------------------------|-----------|----------------------|-------------|--------------|---------------|---------------|------------------------|-------------------|----------------------------|------------------------|------------------------|------------------------|---------------------|--|
| JD EDWARDS ENTERPRISEONE | | | | | | | | | | | | | | |
| Earned Value by Job | | | | | | | | | | | | | | |
| Job Number | | 5100 Potomac Hotel | | | | | | | | | | | | |
| Cost Code | Cost Type | Budget At Completion | Actual Cost | Earned Value | Planned Value | Cost Variance | Cost Performance Index | Schedule Variance | Schedule Performance Index | Estimate To Completion | Estimate At Completion | Variance At Completion | Status | |
| 01000 | | 0.00 | 0.00 | 0.00 | 0.00 | 0.00 | 0.00 | 0.00 | 0.00 | 0.00 | 0.00 | 0.00 | 0.00 | |
| 02000 | | 0.00 | 0.00 | 0.00 | 0.00 | 0.00 | 0.00 | 0.00 | 0.00 | 0.00 | 0.00 | 0.00 | 0.00 | |
| 02200 | | 0.00 | 0.00 | 0.00 | 0.00 | 0.00 | 0.00 | 0.00 | 0.00 | 0.00 | 0.00 | 0.00 | 0.00 | |
| 1340 | | 0.00 | 0.00 | 0.00 | 0.00 | 0.00 | 0.00 | 0.00 | 0.00 | 0.00 | 0.00 | 0.00 | 0.00 | |
| 1341 | | 177,807.69 | 19,262.50 | 68,500.41 | 50,000.00 | 49,237.91 | 3.56 | 18,500.41 | 1.37 | 30,737.50 | 50,000.00 | 127,807.69 | 2.46 | |
| 1342 | | 14,850.00 | 1,650.00 | 1,633.50 | 15,000.00 | -16.50 | 0.99 | -13,366.50 | 0.11 | 13,350.00 | 15,000.00 | -150.00 | 0.55 | |
| 1343 | | 0.00 | 1,050.00 | 0.00 | 10,000.00 | -1,050.00 | 0.00 | -10,000.00 | 0.00 | -1,050.00 | 0.00 | 0.00 | 0.00 | |
| 1350 | | 0.00 | 14,255.00 | 0.00 | 750,000.00 | -14,255.00 | 0.00 | -750,000.00 | 0.00 | -14,255.00 | 0.00 | 0.00 | 0.00 | |
| 1355 | | 25,375.00 | 5,075.00 | 5,151.13 | 25,000.00 | 76.13 | 1.02 | -19,848.88 | 0.21 | 19,925.00 | 25,000.00 | 375.00 | 0.61 | |
| 1360 | | 0.00 | 114,000.00 | 0.00 | 150,000.00 | -114,000.00 | 0.00 | -150,000.00 | 0.00 | -114,000.00 | 0.00 | 0.00 | 0.00 | |
| 8140 | | 0.00 | 0.00 | 0.00 | 0.00 | 0.00 | 0.00 | 0.00 | 0.00 | 0.00 | 0.00 | 0.00 | 0.00 | |
| 8136 | | 0.00 | 0.00 | 0.00 | 0.00 | 0.00 | 0.00 | 0.00 | 0.00 | 0.00 | 0.00 | 0.00 | 0.00 | |
| 8192 | | 0.00 | 0.00 | 0.00 | 0.00 | 0.00 | 0.00 | 0.00 | 0.00 | 0.00 | 0.00 | 0.00 | 0.00 | |
| | | 218032.69 | 155,292.50 | 75,285.04 | 1,000,000.00 | -90,007.46 | 5.57 | -924,714.97 | 1.69 | -65,292.50 | 90,000.00 | 126,032.69 | | |
| 02600 | | 0.00 | 0.00 | 0.00 | 0.00 | 0.00 | 0.00 | 0.00 | 0.00 | 0.00 | 0.00 | 0.00 | 0.00 | |
| 1340 | | 0.00 | 0.00 | 0.00 | 0.00 | 0.00 | 0.00 | 0.00 | 0.00 | 0.00 | 0.00 | 0.00 | 0.00 | |
| 1341 | | 102,994.87 | 10,042.00 | 28,729.85 | 100,000.00 | 18,687.85 | 2.86 | -71,270.15 | 0.29 | 25,968.00 | 36,000.00 | 66,994.87 | 1.57 | |
| 1342 | | 20,000.00 | 600.00 | 5,000.00 | 20,000.00 | 4,400.00 | 8.33 | -15,000.00 | 0.25 | 1,800.00 | 2,400.00 | 17,600.00 | 4.29 | |
| 1343 | | 0.00 | 1,440.00 | 0.00 | 17,500.00 | -1,440.00 | 0.00 | -17,500.00 | 0.00 | -1,440.00 | 0.00 | 0.00 | 0.00 | |

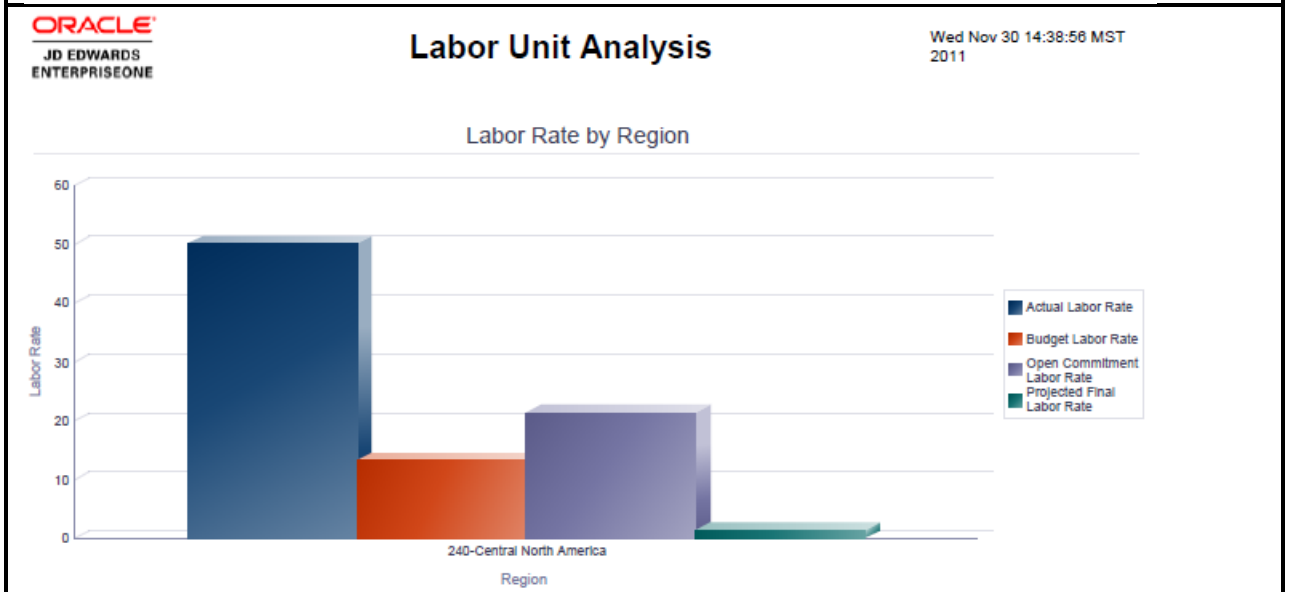
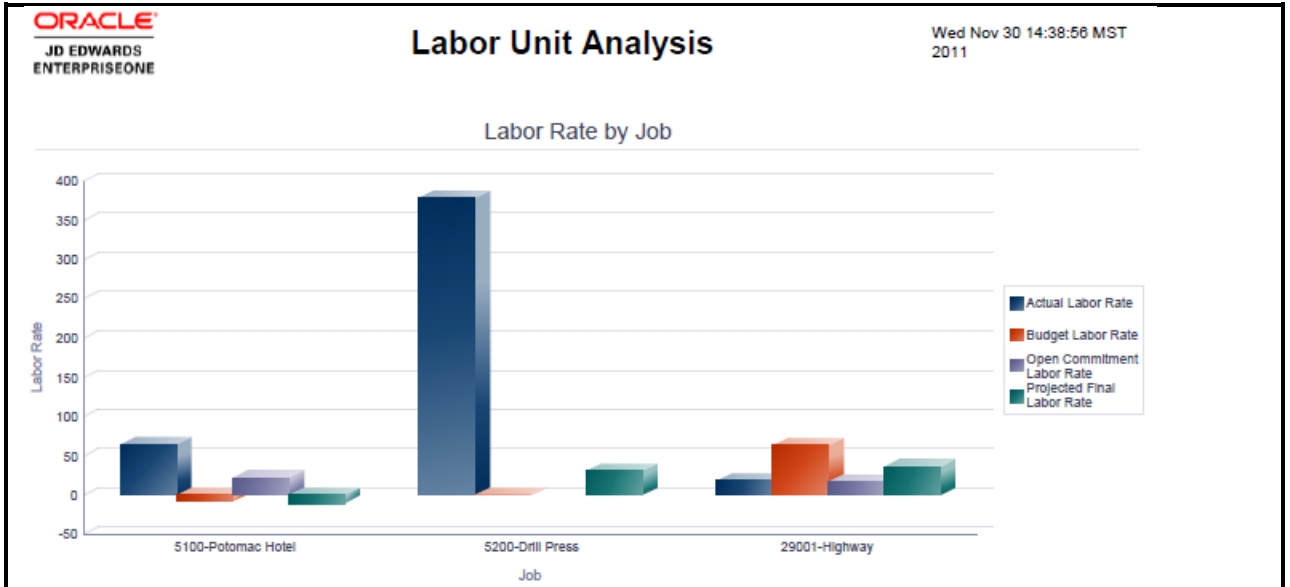
Report: Work in Progress

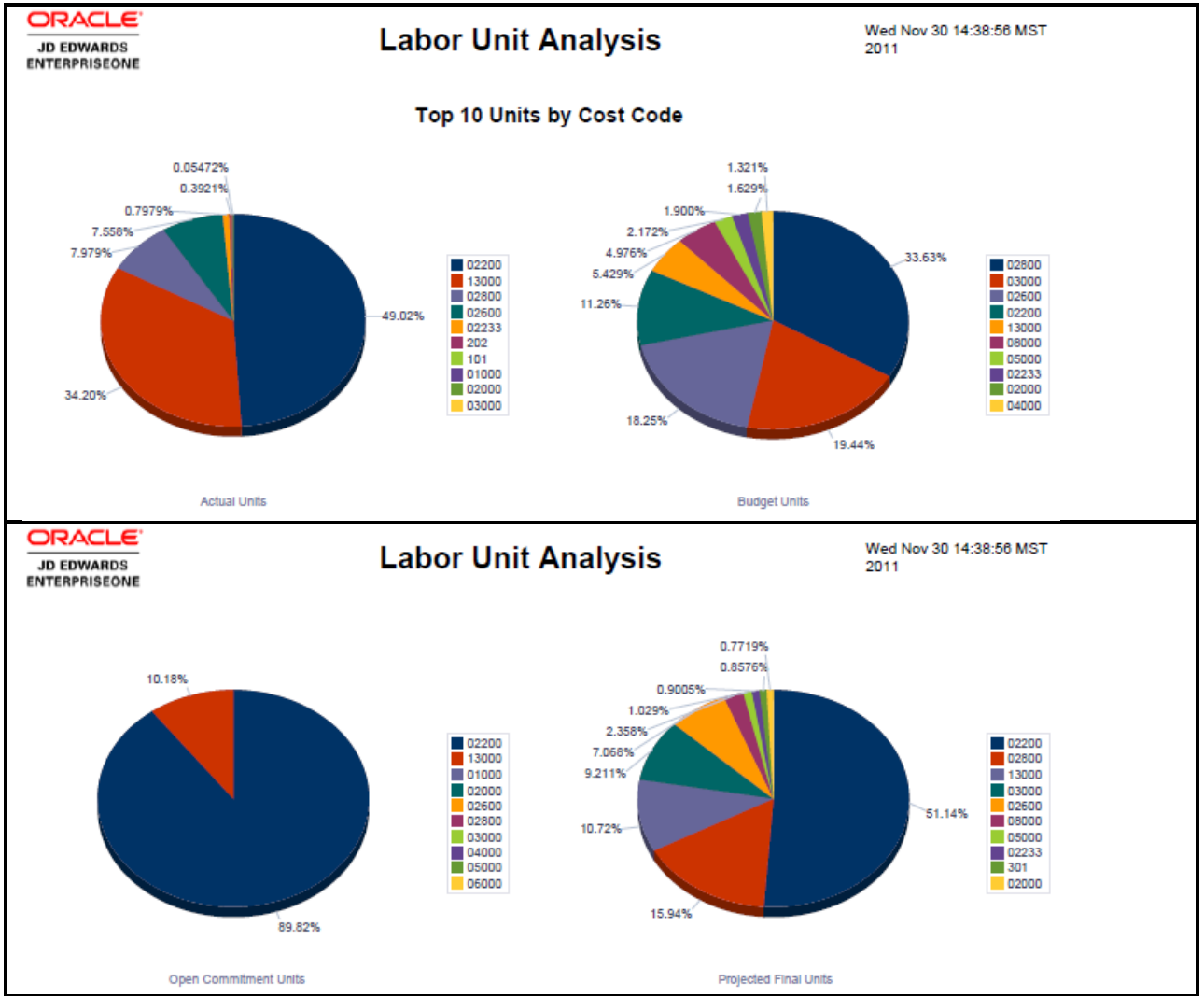


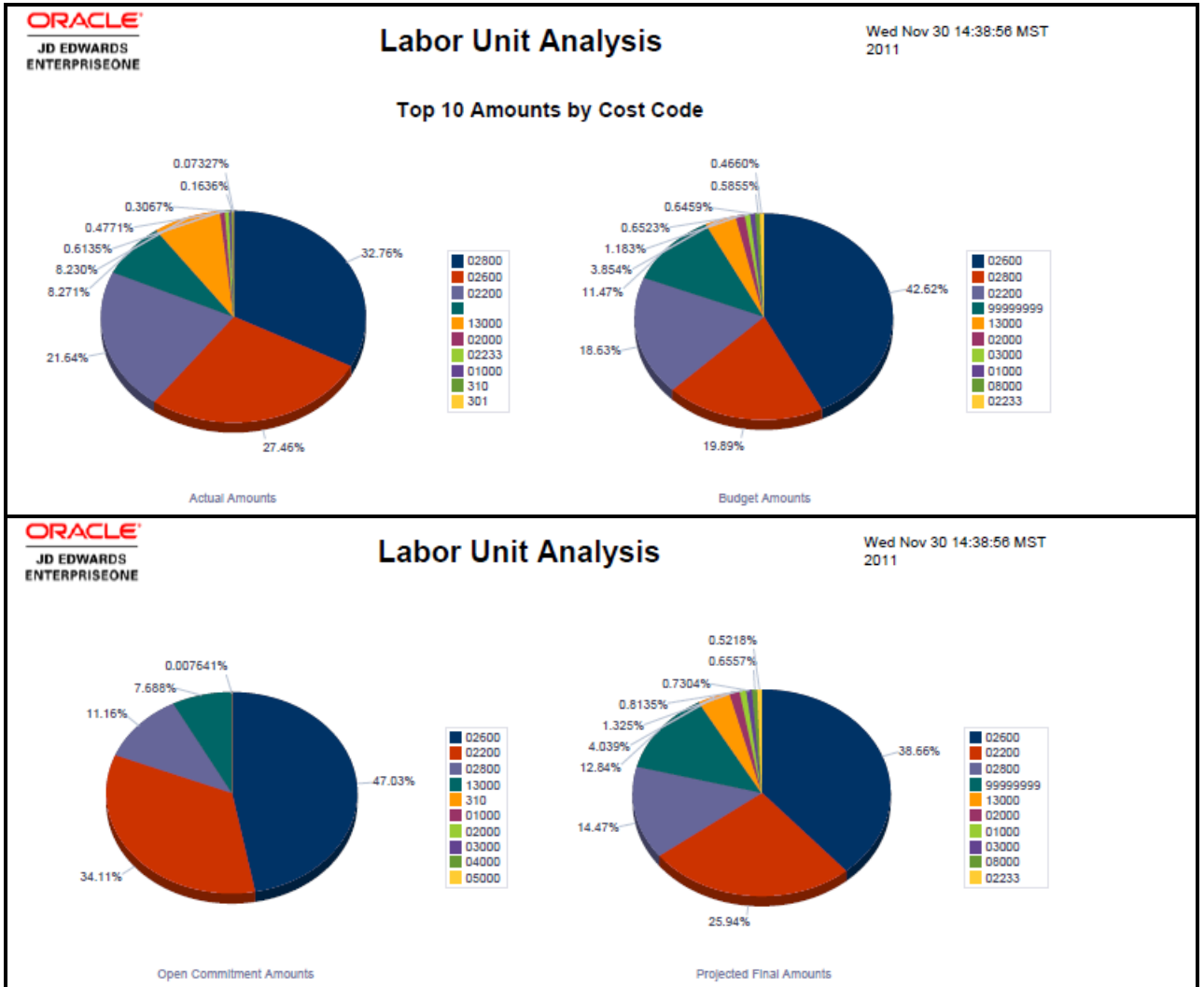
| ORACLE JD EDWARDS ENTERPRISEONE | | Work In Progress | | | | | | | | Mon Oct 10 14:06:08 M | |
|--|---------------|-------------------------|--------------------|-------------------|-------------------------|----------------|---------------------|--------------------|-------------------|-----------------------|-------------------|
| WIP by Company and Job | | | | | | | | | | | |
| | | Labor Expenses | Materials Expenses | Supplies Expenses | Subcontractors Expenses | Other Expenses | Total Expenses | Revenue Billed | Revenue P and L | Expenses P and L | Net WIP |
| Project Management Company | Potomac Hotel | 366,677.50 | 69,025.00 | 52,652.50 | 245,000.00 | 0.00 | 733,355.00 | -225,000.00 | 225,000.00 | -52,525.00 | 680,830.00 |
| | Drill Press | 2,915.00 | 0.00 | 2,915.00 | 0.00 | 0.00 | 5,830.00 | 0.00 | 0.00 | 0.00 | 5,830.00 |
| | Highway | 134,250.00 | 13,500.00 | 0.00 | 120,750.00 | 0.00 | 268,500.00 | 0.00 | 0.00 | 0.00 | 268,500.00 |
| Total | | 503,842.50 | 82,525.00 | 55,567.50 | 365,750.00 | 0.00 | 1,007,685.00 | -225,000.00 | 225,000.00 | -52,525.00 | 955,160.00 |

| ORACLE JD EDWARDS ENTERPRISEONE | | Work In Progress | | | | | | | | Mon Oct 10 14:06:08 MDT : | | | | | |
|--|----------------------------|-------------------------|-----------|----------------|--------------------|-------------------|--------------------------|----------------|----------------|---------------------------|-----------------|------------------|---------|------------|------------|
| WIP Detail | | | | | | | | | | | | | | | |
| Company | | 00050 | | Potomac Hotel | | | | | | | | | | | |
| Job | Description | Cost Code | Cost Type | Labor Expenses | Materials Expenses | Supplies Expenses | Subcontractor & Expenses | Other Expenses | Total Expenses | Revenue Billed | Revenue P and L | Expenses P and L | Net WIP | | |
| 5100 | Project Management Company | 01000 | | 0.00 | 0.00 | 0.00 | 0.00 | 0.00 | 0.00 | 0.00 | 0.00 | 0.00 | 0.00 | | |
| | | | | 0.00 | 0.00 | 0.00 | 0.00 | 0.00 | 0.00 | 0.00 | 0.00 | 0.00 | 0.00 | | |
| | | 02000 | | 0.00 | 0.00 | 0.00 | 0.00 | 0.00 | 0.00 | 0.00 | 0.00 | 0.00 | 0.00 | 0.00 | |
| | | | | 0.00 | 0.00 | 0.00 | 0.00 | 0.00 | 0.00 | 0.00 | 0.00 | 0.00 | 0.00 | 0.00 | |
| | | 02200 | | 0.00 | 0.00 | 0.00 | 0.00 | 0.00 | 0.00 | 0.00 | 0.00 | 0.00 | 0.00 | 0.00 | |
| | | 1340 | | 0.00 | 0.00 | 0.00 | 0.00 | 0.00 | 0.00 | 0.00 | 0.00 | 0.00 | 0.00 | 0.00 | |
| | | 1341 | | 19,262.50 | 0.00 | 19,262.50 | 0.00 | 0.00 | 38,525.00 | 0.00 | 0.00 | 0.00 | 0.00 | 38,525.00 | |
| | | 1342 | | 1,650.00 | 0.00 | 1,650.00 | 0.00 | 0.00 | 3,300.00 | 0.00 | 0.00 | 0.00 | 0.00 | 3,300.00 | |
| | | 1343 | | 1,050.00 | 0.00 | 1,050.00 | 0.00 | 0.00 | 2,100.00 | 0.00 | 0.00 | 0.00 | 0.00 | 2,100.00 | |
| | | 1350 | | 14,255.00 | 14,255.00 | 0.00 | 0.00 | 0.00 | 28,510.00 | 0.00 | 0.00 | 0.00 | 0.00 | 28,510.00 | |
| | | 1355 | | 5,075.00 | 5,075.00 | 0.00 | 0.00 | 0.00 | 10,150.00 | 0.00 | 0.00 | 0.00 | 0.00 | 10,150.00 | |
| | | 1360 | | 114,000.00 | 0.00 | 0.00 | 114,000.00 | 0.00 | 228,000.00 | 0.00 | 0.00 | 0.00 | 0.00 | 228,000.00 | |
| | | 8140 | | 0.00 | 0.00 | 0.00 | 0.00 | 0.00 | 0.00 | 0.00 | 0.00 | 0.00 | 0.00 | 0.00 | |
| | | 8136 | | 0.00 | 0.00 | 0.00 | 0.00 | 0.00 | 0.00 | 0.00 | 0.00 | 0.00 | 0.00 | 0.00 | |
| | | 8192 | | 0.00 | 0.00 | 0.00 | 0.00 | 0.00 | 0.00 | 0.00 | 0.00 | 0.00 | 0.00 | 0.00 | |
| | | | | | | 155,292.50 | 19,330.00 | 21,962.50 | 114,000.00 | 0.00 | 310,585.00 | 0.00 | 0.00 | 0.00 | 310,585.00 |
| | | 02500 | | 0.00 | 0.00 | 0.00 | 0.00 | 0.00 | 0.00 | 0.00 | 0.00 | 0.00 | 0.00 | 0.00 | |
| | | 1340 | | 0.00 | 0.00 | 0.00 | 0.00 | 0.00 | 0.00 | 0.00 | 0.00 | 0.00 | 0.00 | 0.00 | |
| | | 1341 | | 10,042.00 | 0.00 | 10,042.00 | 0.00 | 0.00 | 20,084.00 | 0.00 | 0.00 | 0.00 | 0.00 | 20,084.00 | |
| | | 1342 | | 600.00 | 0.00 | 600.00 | 0.00 | 0.00 | 1,200.00 | 0.00 | 0.00 | 0.00 | 0.00 | 1,200.00 | |
| | | 1343 | | 1,440.00 | 0.00 | 1,440.00 | 0.00 | 0.00 | 2,880.00 | 0.00 | 0.00 | 0.00 | 0.00 | 2,880.00 | |

Report: Labor Unit Analysis







| ORACLE JD EDWARDS ENTERPRISEONE | | Labor Unit Analysis | | | | Wed Nov 30 14:38:56 MST 2011 | | | | | |
|---------------------------------------|---------------|----------------------------|----------------|-------------------|-------------------|---------------------------------|----------------------------|-----------------------|-------------------------|-----------------------|--|
| Labor Rate Detail | | | | | | | | | | | |
| Company | Job | Cost Code | Cost Type | Actual Labor Rate | Budget Labor Rate | Open Commitment Labor Rate | Projected Final Labor Rate | | | | |
| Project Management Company | Potomac Hotel | 01000 | | | | | | | | | |
| Project Management Company | Potomac Hotel | 02000 | | | | | | | | | |
| Project Management Company | Potomac Hotel | 02200 | | | | | | | | | |
| Project Management Company | Potomac Hotel | 02200 | 1340 | | | | | | | | |
| Project Management Company | Potomac Hotel | 02200 | 1341 | 53.00 | 16.67 | | 16.67 | | | | |
| Project Management Company | Potomac Hotel | 02200 | 1342 | 16.50 | 8.33 | | 8.33 | | | | |
| Project Management Company | Potomac Hotel | 02200 | 1343 | | | | | | | | |
| Project Management Company | Potomac Hotel | 02200 | 1350 | | | | | | | | |
| Project Management Company | Potomac Hotel | 02200 | 1355 | 39.25 | 25.00 | | 25.00 | | | | |
| Project Management Company | Potomac Hotel | 02200 | 1360 | 15.62 | | 5.62 | 7.36 | | | | |
| Project Management Company | Potomac Hotel | 02600 | | | | | | | | | |
| Project Management Company | Potomac Hotel | 02600 | 1340 | 0.00 | | | 0.00 | | | | |
| Project Management Company | Potomac Hotel | 02600 | 1341 | 45.51 | 20.00 | | 46.25 | | | | |
| Project Management Company | Potomac Hotel | 02600 | 1342 | 13.33 | 10.00 | | 10.00 | | | | |
| Project Management Company | Potomac Hotel | 02600 | 1343 | | | | | | | | |
| Project Management Company | Potomac Hotel | 02600 | 1350 | | | | | | | | |
| Project Management Company | Potomac Hotel | 02600 | 1355 | 56.84 | 35.07 | | 35.07 | | | | |
| Project Management Company | Potomac Hotel | 02600 | 1360 | | | | | | | | |
| Project Management Company | Potomac Hotel | 02800 | | | | | | | | | |
| Project Management Company | Potomac Hotel | 02800 | 1340 | | 16.52 | | 4.36 | | | | |
| Project Management Company | Potomac Hotel | 02800 | 1341 | 28.95 | | | | | | | |
| Project Management Company | Potomac Hotel | 02800 | 1342 | | | | | | | | |
| ORACLE JD EDWARDS ENTERPRISEONE | | Labor Unit Analysis | | | | Wed Nov 30 14:38:56 MST 2011 | | | | | |
| Company | Job | Cost Code | Cost Type | Actual Labor Rate | Budget Labor Rate | Open Commitment Labor Rate | Projected Final Labor Rate | | | | |
| Project Management Company | Potomac Hotel | | 4815 | | | | | | | | |
| Project Management Company | Potomac Hotel | | 4811 | | | | | | | | |
| Project Management Company | Potomac Hotel | | 4831 | | | | | | | | |
| Project Management Company | Potomac Hotel | | 4832 | | | | | | | | |
| Project Management Company | Potomac Hotel | | 4841 | | | | | | | | |
| Project Management Company | Potomac Hotel | | 4842 | | | | | | | | |
| Grand Total | | | | 50.15 | 13.17 | 21.32 | 1.36 | | | | |
| Labor Amounts and Units | | | | | | | | | | | |
| Job | Cost Code | Cost Type | Actual Amounts | Actual Units | Budget Amounts | Budget Units | Open Commitment Amounts | Open Commitment Units | Projected Final Amounts | Projected Final Units | |
| 5100 | 01000 | | 0.00 | 0.00 | 0.00 | 0.00 | 0.00 | 0.00 | 0.00 | 0.00 | |
| 5100 | 02000 | | 0.00 | 0.00 | 0.00 | 0.00 | 0.00 | 0.00 | 0.00 | 0.00 | |
| 5100 | 02200 | | 0.00 | 0.00 | 0.00 | 0.00 | 0.00 | 0.00 | 0.00 | 0.00 | |
| 5100 | 02200 | 1340 | 0.00 | 0.00 | 0.00 | 0.00 | 0.00 | 0.00 | 0.00 | 0.00 | |
| 5100 | 02200 | 1341 | 34,450.00 | 650.00 | 53,335.00 | 3,200.00 | 9,100.00 | 0.00 | 53,335.00 | 3,200.00 | |
| 5100 | 02200 | 1342 | 6,600.00 | 400.00 | 16,000.00 | 1,920.00 | 0.00 | 0.00 | 16,000.00 | 1,920.00 | |
| 5100 | 02200 | 1343 | 4,187.10 | 0.00 | 10,650.00 | 0.00 | 0.00 | 0.00 | 10,650.00 | 0.00 | |
| 5100 | 02200 | 1350 | 79,255.00 | 0.00 | 760,000.00 | 0.00 | 100,225.00 | 0.00 | 760,000.00 | 0.00 | |
| 5100 | 02200 | 1355 | 15,700.00 | 400.00 | 27,500.00 | 1,100.00 | 0.00 | 0.00 | 27,500.00 | 1,100.00 | |
| 5100 | 02200 | 1360 | 145,247.00 | 9,301.00 | 172,000.00 | 0.00 | 247,837.87 | 44,115.00 | 393,084.87 | 53,416.00 | |
| 5100 | 02600 | | 0.00 | 0.00 | 0.00 | 0.00 | 0.00 | 0.00 | 0.00 | 0.00 | |
| 5100 | 02600 | 1340 | 0.00 | 250.00 | 0.00 | 0.00 | 0.00 | 0.00 | 0.00 | 1,666.00 | |
| 5100 | 02600 | 1341 | 42,667.00 | 937.50 | 107,000.00 | 5,350.00 | 0.00 | 0.00 | 166,500.00 | 3,600.00 | |



One View Reporting – Project Costing
July 2013

Author:

Oracle Corporation
World Headquarters
500 Oracle Parkway
Redwood Shores, CA 94065
U.S.A.

Worldwide Inquiries:
Phone: +1.650.506.7000
Fax: +1.650.506.7200

oracle.com



Oracle is committed to developing practices and products that help protect the environment

Copyright © 2013, Oracle and/or its affiliates. All rights reserved.

This document is provided for information purposes only, and the contents hereof are subject to change without notice. This document is not warranted to be error-free, nor subject to any other warranties or conditions, whether expressed orally or implied in law, including implied warranties and conditions of merchantability or fitness for a particular purpose. We specifically disclaim any liability with respect to this document, and no contractual obligations are formed either directly or indirectly by this document. This document may not be reproduced or transmitted in any form or by any means, electronic or mechanical, for any purpose, without our prior written permission.

Hardware and Software, Engineered to Work Together