

E-BUSINESS SUITE APPLICATIONS R12 (RUP 4) PAYROLL (BATCH) BENCHMARK - USING ORACLE10g ON A CISCO UCS B200 M2 SERVER

As a global leader in e-business applications, Oracle is committed to delivering high performance solutions that meet our customers' expectations. Business software must deliver rich functionality with robust performance. This performance must be maintained at volumes that are representative of customer environments.

Oracle benchmarks demonstrate our software's performance characteristics for a range of processing volumes in a specific configuration. Customers and prospects can use this information to determine the software, hardware, and network configurations necessary to support their processing volumes.

The primary objective of our benchmarking effort is to provide as many data points as possible to support this important decision.

SUMMARY OF RESULTS

This batch benchmark test was run on a 12-core server.

Batch Workload			
10,000 Employees	Threads	Time (Min)	Hourly Employee Throughput
Payroll Processing	24	0.28	2,142,857
PrePayments	24	0.08	7,500,000
External Archive	24	0.83	722,892
NACHA	24	0.03	20,000,000
Checkwriter	24	0.12	5,000,000
Costing	24	0.07	8,571,429
Totals:		1.42	422,535
Parent Proc. Total		2.40	250,000
Wall Clock Duration*		3.80	157,895

Note that the hourly throughput numbers mentioned above are linear extrapolations. Many factors can influence performance and your results may differ.

* The "Wall Clock Duration" includes all of the job scheduling and management activity (parent process) as well as some idle intervals due to polling or waiting for all workers in a particular process to complete prior to kicking off the subsequent process. These intervals would not increase substantially, if at all, as the workload size is increased. Consequently, the throughput for larger workloads would converge towards the "Totals:" value.

BENCHMARK PROFILE

In February 2011, Oracle and Cisco conducted a benchmark in San Jose, CA to measure the batch performance of the Oracle E-Business Standard Benchmark processes in an environment running Oracle E-Business Suite R12 (RUP 4) with Oracle10g™ database (10.2.0.3) for the Linux® operating system on a Cisco® UCS™ B200 M2 server configured with two six-core processors (12-cores total), running Oracle® Enterprise Linux® 5.5 (64-bit) OS. A single EMC® CLARiiON® CX4 Model 240 disk array was used for storage.

The benchmark measured the Payroll batch business process hourly throughputs for a medium database model. Testing was conducted in a controlled environment with no other applications running. **The goal of this Benchmark was to obtain reference batch throughputs for Oracle E-Business Suite R12 Benchmark on a Cisco UCS server running Oracle Enterprise Linux 5.5.**

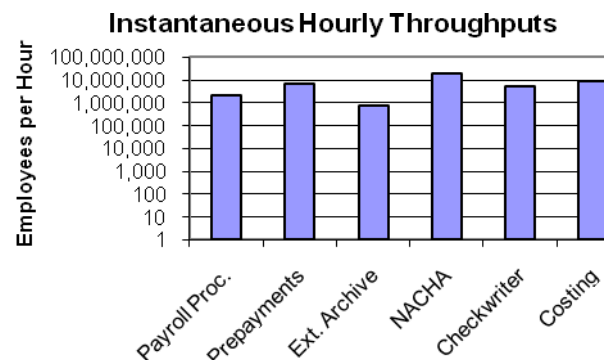


Figure 1: Oracle E-Business Payroll Batch Throughputs

BENCHMARK METHODOLOGY

E-Business Suite R12 Benchmark batch processes are initiated from a benchmark-provided SQL script.

The batch workloads were run as standard concurrent processes via the concurrent manager.

Figure 2 shows the configuration used for this benchmark run.



	<p>UCS B200 M2</p> <p>DB Server/ App Server</p> <p>12-core</p> <p>48 GB Memory</p> <p>30% Utilized</p>
	<p>CX4 240 Disk Array</p> <p>System Storage</p> <p>75 Disks Drives (Data and Logs)</p> <p>1% Utilized</p>

Figure 2: 2-Tier Configuration

This benchmark was run as a “Physical” 2-Tier configuration with a single machine hosting both the Database and Application server instances on a single OS image.

BENCHMARK BUSINESS PROCESSES

This E-Business Suite benchmark consists of a batch flow with six metered processes.

Batch Payroll Processes

Business Process	Number of Threads Used	Process Type
Payroll Process	24	Pro-C
PrePayments	24	Pro-C
External Archive Process	24	Pro-C & PL/SQL
NACHA	24	Pro-C
Check Writer	24	Pro-C & Oracle Report Writer
Costing	24	Pro-C

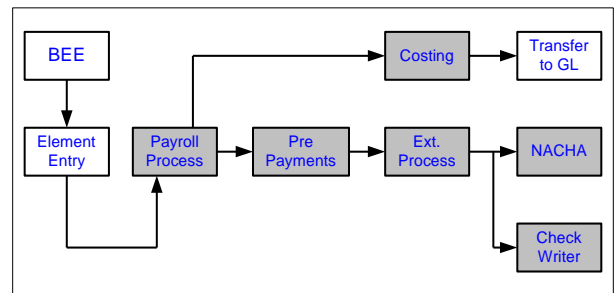


Figure 3: Payroll Process Flow

The Oracle E-Business Suite R12 Payroll processes tested are as follows:

Payroll Process: Identifies all employees to be processed and performs calculations required to complete the gross to net calculation including earnings, deductions, and taxes. The specific groups of employees processed can be controlled by multiple parameters to the payroll process including the ability for a user to define a rules based set of employees.

PrePayments: Distributes the net pay for each employee across the various payment methods (Direct Deposit, Check, or Cash). This can be run for a single payroll process or across multiple payroll processes.

External Archiving Process: (Pro-C, PL/SQL) Replicates the results of the Payroll run into a separate archive for audit purposes. This data is primarily used for Payslips (Both printed and on line), as a source for check and direct deposit printing, third party interfaces, and tax remittance reporting.

NACHA: This is the US version of the Global Direct Deposit process which creates the bank interface file as per NACHA rules based on the rules in the Pre Payment process.

Check Writer: (Oracle Report Writer) This process allocates check numbers and creates/prints the payroll check and associated paper payslip.

Costing: This process associates the payroll transaction data with the General Ledger (GL) accounts in preparation for transfer of the data to GL. This process uses a sophisticated hierarchical rules based engine to determine the mapping of the HRMS data and payroll results to the GL accounts.

BENCHMARK RESULTS

Batch Business Metrics	Achieved Output
Payroll	
Payroll Process	20,000
Prepayment	10,000
NACHA + Check	10,000
Costing	10,000

Table 1: Batch Transactions Completed

10,000 employees were processed in this test. Table 2 shows the processing time in minutes.

Batch Workload			
10,000 Employees	Threads	Time (Min)	Hourly Employee Throughput
Payroll Processing	24	0.28	2,142,857
PrePayments	24	0.08	7,500,000
External Archive	24	0.83	722,892
NACHA	24	0.03	20,000,000
Checkwriter	24	0.12	5,000,000
Costing	24	0.07	8,571,429
Totals:		1.42	422,535
Parent Proc. Total		2.40	250,000
Wall Clock Duration*		3.80	157,895

Table 2: Payroll Batch Performance

R12 Application changes, data model additions and test methodology improvements render direct comparison to previous Oracle E-Business release 11.5.10 and 11.5.9 results invalid.

SERVER PERFORMANCE

Figure 4 shows the average CPU utilization on the Database server. The value shown is the average across the processors (12 cores total).

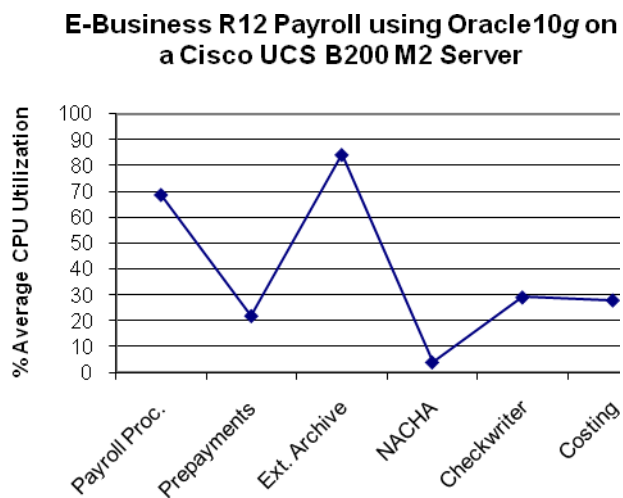


Figure 4: Average Server CPU Utilization

Note that the high processing power applied to the briefest business processes resulted in sparse CPU data sampling.

Online Workload	% User	% System	% I/O Wait	% Idle
Payroll Processing	64.70	3.88	0.19	31.24
PrePayments	19.84	1.87	0.25	78.05
External Archive	81.65	2.38	0.16	15.78
NACHA	2.56	0.19	1.27	95.98
Checkwriter	27.21	1.63	0.27	70.88
Costing	22.83	4.63	0.54	72
Wall Clock Avg.	28.42	1.24	0.32	70.01

Table 3: Average Server CPU Utilization

Average GB Used	DB Server
24-Threads	26.02 GB

Table 4: Average Memory Utilization

I/O PERFORMANCE

An EMC CLARiiON CX4 Model 240 storage system equipped with 5 Disk Array Enclosures (75 disk drives total) was used for storage. The batch workload requires optimal I/O performance.

I/O Performance		24-Thread
Transfers/Sec	Avg	7.09
	Peak	543.20
Writes/Sec	Avg	4.31
	Peak	543.20
Reads/Sec	Avg	2.79
	Peak	438.20
Avg Service Time (ms)	Avg	0.90
	Peak	20.00

Table 5: Average I/O Utilization Breakout

DATA COMPOSITION DESCRIPTION

Major data components for the model under test are summarized in the following table.

Application	Business Objects	Medium Model
TCA	Organizations	616,207
	Contacts	2,630,672
	Contact Points	2,073,332
	Accounts	609,422
	Account Sites	610,152
	Account Site Uses	1,065,726
Contracts	Contracts	0
Install Base	Instances	278,494
	Trackable Items	5
Items		
HR	Managers	400
	Employees	10,000
	Payroll Users	10,000
	Users	10,000
	Credit Card Entries	2,500,055
	Supplier(s)	5,000
Assets	Asset Categories	984
General Ledger	GL Code Combinations	93,417
Sales & Marketing	Resources	9,021
	Resource Groups	820
	Sales Leads	1,217,062
	Campaigns	1
	Sales Territories	8,200

Table 6: Data Composition

PATCHES

The following patches were applied to the benchmark environment on top of Oracle E-Business Applications R12 (RUP 4).

- Oracle E-Business Applications R12 (RUP 4)
Per note 386434 (patches)
6778401
6610000
7346620
7461822
7260001
- Oracle 10g 10.2.0.3
RDBMS patch 5455880

APPLICATION TUNING

Database:

1. R12 tuning through RUP4 and handover of benchmark kit.

2. An index was added to per_time_periods as
hr.per_time_periods(time_definition_id)

3. Gather stats as follows:

```
    find_stats.gather_table_stats
('HR','PAY_RUN_BALANCES',100,cascade=>TRUE);
    find_stats.gather_table_stats
('HR','PAY_DEFINED_BALANCES',100,cascade=>TRUE)
;
    find_stats.gather_table_stats
('HR','PAY_ACTION_INFORMATION',100,cascade=>TR
UE);
    find_stats.gather_table_stats
('HR','PAY_ASSIGNMENT_ACTIONS',100,cascade=>TR
UE);
    find_stats.gather_table_stats
('HR','PAY_PAYROLL_ACTIONS',100,cascade=>TRUE);
    find_stats.gather_table_stats
('HR','PAY_POPULATION_RANGES',100,cascade=>TRU
E);
    find_stats.gather_table_stats
('HR','PER_ALL_ASSIGNMENTS_F',100,cascade=>TRUE
);
    find_stats.gather_table_stats
('HR','PER_TIME_PERIODS',100,cascade=>TRUE);
    find_stats.gather_table_stats
('APPLSYS','FND_CURRENCIES',100,cascade=>TRUE);
    find_stats.gather_table_stats
('HR','PAY_RUN_RESULTS',100,cascade=>TRUE);
    find_stats.gather_table_stats
('HR','PAY_RUN_RESULT_VALUES',100,cascade=>TRU
E);
    find_stats.gather_table_stats
('HR','PAY_BALANCE_FEEDS_F',100,cascade=>TRUE);
    find_stats.gather_table_stats
('HR','PAY_ELEMENT_TYPES_F',100,cascade=>TRUE);
    find_stats.gather_schema_statistics (schemaname =>
'HR',estimate_percent => 100,degree => 8);
```

OPERATING SYSTEM TUNING

DATABASE OPERATING SYSTEM TUNING

1. The following additional Kernel parameters were automatically setup during boot via the /etc/sysctl.conf file:

```
fs.file-max = 6553600
kernel.core_uses_pid = 1
kernel.sem = 256 32000 100 142
kernel.shmall = 4294967296
kernel.shmmax = 68719476736
kernel.shmmni = 4096
kernel.msgmax = 65536
kernel.msgmnb = 65536
kernel.msgmni = 2878
kernel.sysrq = 0
net.ipv4.conf.default.rp_filter = 1
net.ipv4.conf.default.accept_source_route = 0
net.ipv4.ip_forward = 0
net.ipv4.ip_local_port_range = 1024 65000
net.ipv4.tcp_syncookies = 0
net.core.rmem_default = 4194304
net.core.rmem_max = 4194304
net.core.wmem_default = 262144
net.core.wmem_max = 262144
vm.nr_hugepages=12300
```

2. The following limits were modified via the /etc/security/limits.conf file:

```
* hard nofile 131072
* soft nofile 131072
* hard nproc 131072
* soft nproc 131072
oracle - memlock 100000000
```

3. Hugepages were enabled for the database instance

BENCHMARK ENVIRONMENT

HARDWARE CONFIGURATION

A Cisco® UCS™ B200 M2 server was used for the database server. It was equipped with the following:

- 2 × 3.47 GHz Intel® Xeon™ Six-Core X5690 processors with Hyper-Threading enabled (2-processors, 12-cores, 24-threads total), each with 12 MB of Level 3 cache
- 48 Gigabytes of Memory (~26.6 GB peak)
- 2 × 73 GB internal disk drives attached to an embedded LSI SAS1064E PCI Express 3-Gbps SAS Controller
- 1 × EMC CLARiiON CX4 Model 240 disk array attached to a Cisco UCS M71KR-Q CAN 4-Gbps Fibre Channel Controller for data and logs
- ~33 TB raw disk space available for allocation (75 × 450 GB)
- Approximately 393 GB of RAID 0 storage configured for this benchmark (data and logs)

SOFTWARE VERSIONS

Oracle E-Business Suite R12 (RUP 4)

Oracle10g™ 10.2.0.3 (64-bit)

Oracle® Enterprise Linux® 5 update 5 (64-bit) on the database/application/web server.

Glossary and Acronyms:

ATP Available to Promise

BEE Batch Element Entries

HVOP High Volume Order Processing

OASB Oracle Applications Standard Benchmark

RAC Real Applications Clusters



Oracle

Applications Performance & Benchmarks

500 Oracle Parkway

Redwood Shores, California 94065

Tel 650/506-7000

Fax 650/506-7000

Email eBSkit_us@oracle.com

World Wide Web <http://www.oracle.com>

The results published in this report have been independently reviewed and audited by:



E-Business Suite, AppsNet, Collaboration Suite, Oracle Direct and RAC are trademarks of Oracle, Inc. Oracle, JD Edwards, PeopleSoft and Siebel are registered trademarks of Oracle Corporation and/or its affiliates. Other names may be trademarks of their respective owners. The information contained herein is subject to change without notice. Copyright © 2011 Oracle, Inc. All rights reserved. C/N 0XX-0211 Results Registration Number: 0223

©2011 Cisco and/or its affiliates. All rights reserved. Cisco, the Cisco logo, and Cisco Systems are registered trademarks or trademarks of Cisco and/or its affiliates in the United States and certain other countries.