

E-BUSINESS SUITE APPLICATIONS R12 (12.1.2) LARGE/EXTRA-LARGE PAYROLL (BATCH) BENCHMARK - USING ORACLE11g ON A CISCO UCS B230 M2 SERVER

As a global leader in e-business applications, Oracle is committed to delivering high performance solutions that meet our customers' expectations. Business software must deliver rich functionality with robust performance. This performance must be maintained at volumes that are representative of customer environments.

Oracle benchmarks demonstrate our software's performance characteristics for a range of processing volumes in a specific configuration. Customers and prospects can use this information to determine the software, hardware, and network configurations necessary to support their processing volumes.

The primary objective of our benchmarking effort is to provide as many data points as possible to support this important decision.

SUMMARY OF RESULTS

This batch benchmark test was run on a 20-core server.

Batch Workload			
250,000 Employees	Threads	Time (Min)	Hourly Employee Throughput
Payroll Processing	42	3.15	4,761,904
PrePayments	32	1.43	10,489,510
External Archive	42	13.48	1,112,759
NACHA	18	0.30	50,000,000
Checkwriter	40	0.88	17,045,454
Costing	40	1.08	13,888,888
Totals:		20.32	738,188
Parent Proc. Total		37.92	395,569
Wall Clock Duration*		39.02	384,418

Note that the hourly throughput numbers mentioned above are linear extrapolations. Many factors can influence performance and your results may differ.

* The "Wall Clock Duration" includes all of the job scheduling and management activity (parent process) as well as some idle intervals due to polling or waiting for all workers in a particular process to complete prior to kicking off the subsequent process. These intervals would not increase substantially, if at all, as the workload size is increased. Consequently, the throughput for larger workloads would converge toward the "Totals:" value.

BENCHMARK PROFILE

In November 2011, Oracle and Cisco conducted a benchmark in San Jose, CA to measure the batch performance of the Oracle E-Business Standard Benchmark processes in an environment running Oracle E-Business Suite R12 (12.1.2) with Oracle11g™ database (11.2.0.1.0) for the Linux® operating system on a Cisco® UCS™ B230 M2 server configured with two ten-core processors (20-cores total), running Oracle® Enterprise Linux® 5.5 (64-bit) OS. A single EMC® VNX Model 5300 disk array was used for storage.

The benchmark measured the Payroll batch business process hourly throughputs for a large/extra-large database model. Testing was conducted in a controlled environment with no other applications running. **The goal of this Benchmark was to obtain reference batch throughputs for Oracle E-Business Suite R12 Benchmark on a Cisco UCS server running Oracle Enterprise Linux or Red Hat Enterprise Linux 5.5.**

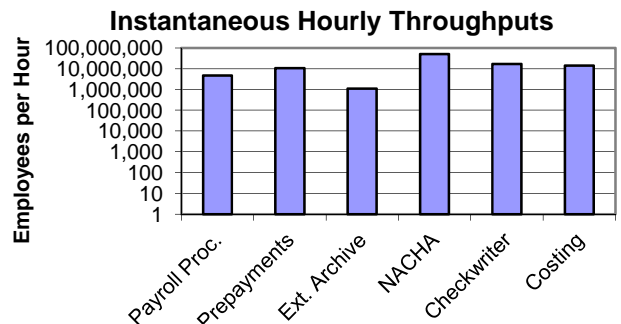


Figure 1: Oracle E-Business Payroll Batch Throughputs

BENCHMARK METHODOLOGY

E-Business Suite R12 Benchmark batch processes are initiated from a benchmark-provided SQL script.

The batch workloads were run as standard concurrent processes via the concurrent manager.

Figure 2 shows the configuration used for this benchmark run.



	<p>UCS B230 M2</p> <p>DB Server/ App Server</p> <p>20-core</p> <p>256 GB Memory</p> <p>42% Utilized</p>
	<p>VNX 5300 Disk Array</p> <p>System Storage</p> <p>75 Disks Drives (Data and Logs)</p> <p>1% Utilized</p>

Figure 2: 2-Tier Configuration

This benchmark was run as a “Physical” 2-Tier configuration with a single machine hosting both the Database and Application server instances on a single OS image.

BENCHMARK BUSINESS PROCESSES

This E-Business Suite benchmark consists of a batch flow with six metered processes.

Batch Payroll Processes

Business Process	Number of Threads Used	Process Type
Payroll Process	42	Pro-C
PrePayments	32	Pro-C
External Archive Process	42	Pro-C & PL/SQL
NACHA	18	Pro-C
Check Writer	40	Pro-C & Oracle Report Writer
Costing	40	Pro-C

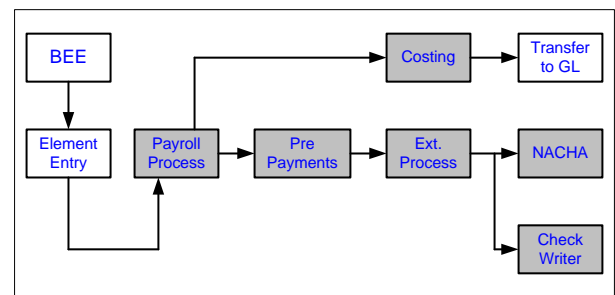


Figure 3: Payroll Process Flow

The Oracle E-Business Suite R12 Payroll processes tested are as follows:

Payroll Process: Identifies all employees to be processed and performs calculations required to complete the gross-to-net calculation, including earnings, deductions, and taxes. The specific groups of employees processed can be controlled by multiple parameters to the payroll process, including the ability for a user to define a rules-based set of employees.

PrePayments: Distributes the net pay for each employee across the various payment methods (Direct Deposit, Check, or Cash). This can be run for a single payroll process or across multiple payroll processes.

External Archiving Process: (Pro-C, PL/SQL) Replicates the results of the Payroll run into a separate archive for audit purposes. This data is primarily used for Payslips (Both printed and on line), as a source for check and direct deposit printing, third party interfaces, and tax remittance reporting.

NACHA: This is the US version of the Global Direct Deposit process, which creates the bank interface file as per NACHA rules, based on the rules in the Pre Payment process.

Check Writer: (Oracle Report Writer) This process allocates check numbers and creates/prints the payroll check and associated paper payslip.

Costing: This process associates the payroll transaction data with the General Ledger (GL) accounts in preparation for transfer of the data to GL. This process uses a sophisticated hierarchical rules-based engine to determine the mapping of the HRMS data and payroll results to the GL accounts.

BENCHMARK RESULTS

Batch Business Metrics	Achieved Output
Payroll	
Payroll Process	500,000
PrePayment	250,000
NACHA + Check	250,000
Costing	250,000

Table 1: Batch Transactions Completed

In this test, 250,000 employees were processed. One checkpoint was completed during the measurement interval. Table 2 shows the processing time in minutes.

Batch Workload			
250,000 Employees	Threads	Time (Min)	Hourly Employee Throughput
Payroll Processing	42	3.15	4,761,904
PrePayments	32	1.43	10,489,510
External Archive	42	13.48	1,112,759
NACHA	18	0.30	50,000,000
Checkwriter	40	0.88	17,045,454
Costing	40	1.08	13,888,888
Totals:		20.32	738,188
Parent Proc. Total		37.92	395,569
Wall Clock Duration*		39.02	384,418

Table 2: Payroll Batch Performance

R12 Application changes, data model additions and test methodology improvements render direct comparison to previous Oracle E-Business release 11.5.10 and 11.5.9 results invalid.

SERVER PERFORMANCE

Figure 4 shows the average CPU utilization on the Database server. The value shown is the average across the processors (20 cores total).

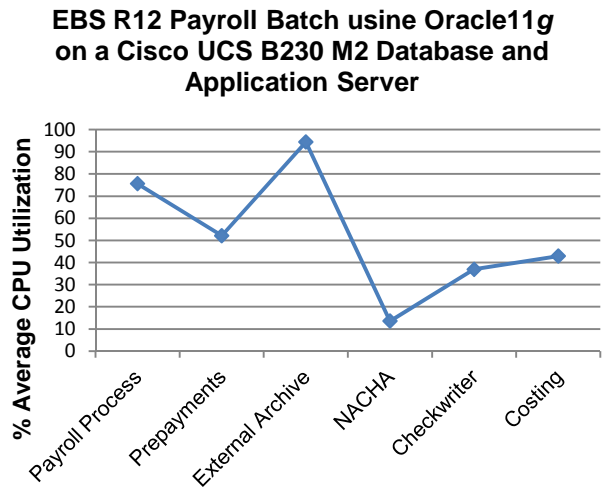


Figure 4: Average DB/App/Web CPU Utilization

Note that the high processing power applied to the briefest business processes resulted in sparse CPU data sampling.

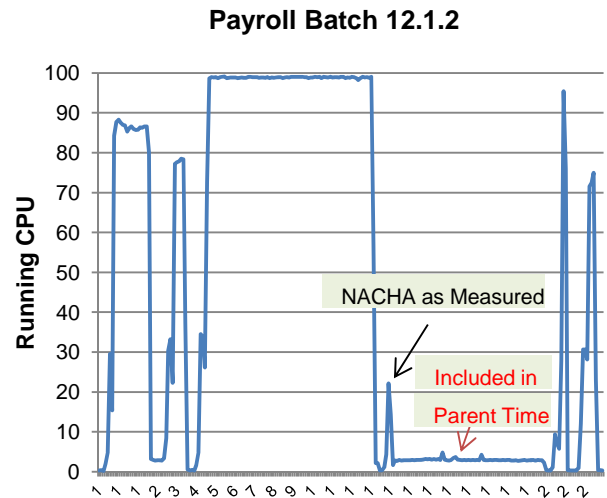


Figure 5: Running CPU Utilization

Figure 5 shows the CPU activity for the entire sequence of processes. Processing after the reported NACHA ‘child’ threads appears to account for much of the discrepancy between the overall sum of the ‘child’ threads and the overall sum of the ‘parent’ threads.

SERVER PERFORMANCE CONTINUED

Online Workload	% User	% System	% I/O Wait	% Idle
Payroll Processing	66.51	7.09	2.02	24.37
PrePayments	45.67	5.68	0.76	47.89
External Archive	90.27	3.28	0.87	5.57
NACHA	11.11	1.29	1.22	86.39
Checkwriter	34.09	2.30	0.52	63.09
Costing	33.34	8.97	0.62	57.07
Wall Clock Avg.	42.34	2.46	0.63	54.57

Table 3: Average Server CPU Utilization

Average GB Used	DB Server
42-Threads	29.53 GB

Table 5: Average Memory Utilization

I/O PERFORMANCE

An EMC VNX Model 5300 storage system equipped with 5 Disk Array Enclosures (75 disk drives total) was used for storage. The batch workload requires optimal I/O performance.

I/O Performance		42-Thread
Transfers/Sec	Avg	60.80
	Peak	2,675.85
Writes/Sec	Avg	43.23
	Peak	2,649.60
Reads/Sec	Avg	17.57
	Peak	392.10
Avg Service Time (ms)	Avg	0.93
	Peak	12.00

Table 6: Average I/O Utilization Breakout

DATA COMPOSITION DESCRIPTION

Major data components for the model under test are summarized in the following table.

Application	Business Objects	Large/Extra-Large Model
HR	Employees	250,000

Table 7: Data Composition

PATCHES

The following patches were applied to the benchmark environment on top of Oracle E-Business Suite R12 (12.1.2).

1. Oracle Database 11g (11.2.0.1.0) patch 9382101
2. Oracle E-Business Applications R12 (12.1.2) 11683193 (Quantum 2.9.9) 9281404 (Quantum Data patch)

APPLICATION TUNING

Database:

1. Gather stats as follows:

```
dbms_stats.gather_index_stats(ownname => 'HR',
indname => 'PAY_ASSIGNMENT_ACTIONS_N4',
estimate_percent => 100);
dbms_stats.gather_index_stats(ownname => 'HR',
indname => 'PAY_ASSIGNMENT_ACTIONS_N3',
estimate_percent => 100);
dbms_stats.gather_index_stats(ownname => 'HR',
indname => 'PAY_ASSIGNMENT_ACTIONS_N2',
estimate_percent => 100);
dbms_stats.gather_index_stats(ownname => 'HR',
indname => 'PAY_ASSIGNMENT_ACTIONS_PK',
estimate_percent => 100);
dbms_stats.gather_index_stats(ownname => 'HR',
indname => 'PAY_ASSIGNMENT_ACTIONS_N51',
estimate_percent => 100);
dbms_stats.gather_index_stats(ownname => 'HR',
indname => 'PAY_ASSIGNMENT_ACTIONS_N50',
estimate_percent => 100);
dbms_stats.gather_index_stats(ownname => 'HR',
indname => 'PAY_ASSIGNMENT_ACTIONS_FK2',
estimate_percent => 100);
dbms_stats.gather_table_stats(ownname => 'HR', tablename
=> 'PAY_ASSIGNMENT_ACTIONS', estimate_percent =>
100, method_opt => 'FOR ALL COLUMNS SIZE AUTO');
dbms_stats.gather_index_stats(ownname => 'HR',
indname => 'PAY_ACTION_INTERLOCKS_PK',
estimate_percent => 100);
dbms_stats.gather_table_stats(ownname => 'HR', tablename
=> 'PAY_ACTION_INTERLOCKS', estimate_percent =>
100, method_opt => 'FOR ALL COLUMNS SIZE AUTO');
```

OPERATING SYSTEM TUNING

DATABASE OPERATING SYSTEM TUNING

1. The following additional Kernel parameters were automatically setup during boot via the /etc/sysctl.conf file:

```
fs.aio-max-nr = 3145728
fs.file-max = 6815744
kernel.core_uses_pid = 1
kernel.sem = 20010 2561280 20010 128
kernel.shmall = 4294967296
kernel.shmmax = 4398046511104
kernel.shmmni = 4096
kernel.msgmax = 65536
kernel.msgmnb = 65536
kernel.msgmni = 2878
kernel.sysrq = 0
net.ipv4.conf.default.rp_filter = 1
net.ipv4.conf.default.accept_source_route = 0
net.ipv4.ip_forward = 0
net.ipv4.ip_local_port_range = 9000 65500
net.ipv4.tcp_syncookies = 1
net.core.rmem_default = 262144
net.core.rmem_max = 4194304
net.core.wmem_default = 262144
net.core.wmem_max = 4194304
vm.min_free_kbytes = 51200
vm.nr_hugepages=12803
```

2. The following limits were modified via the /etc/security/limits.conf file:

```
* soft nofile 131072
* hard nofile 131072
* soft nproc unlimited
* hard nproc unlimited
* soft core unlimited
* hard core unlimited
* soft memlock unlimited
* hard memlock unlimited
```

3. Hugepages were enabled for the database instance

BENCHMARK ENVIRONMENT

HARDWARE CONFIGURATION

A Cisco® UCS™ B230 M2 server was used for the database server. It was equipped with the following:

- 2 × 2.40 GHz Intel® Xeon™ Ten-Core E7 2870 processors with Hyper-Threading enabled (2-processors, 20-cores, 40-threads total), each with 30 MB of Level 3 cache
- 256 Gigabytes of Memory (~31.4 peak)
- 2 × 64 GB internal disk drives attached to an embedded LSI MegaRAID SAS 9240 3-Gbps SAS Controller
- 1 × EMC VNX Model 5300 disk array attached to a Cisco UCS M81KR PCI Express 10-Gbps Dual-Port Fibre Channel Controller for data and logs
- ~39 TB raw disk space available for allocation (75 × 536 GB)
- Database storage configured using Oracle Automatic Storage Management (ASM) with 1024 GB RAID 5 storage for data and 256 GB RAID 1/0 storage for logs

SOFTWARE VERSIONS

Oracle E-Business Suite R12 (12.1.2)

Oracle11g™ 11.2.0.1.0 (64-bit)

Oracle Enterprise Linux® 5 update 5 (64-bit) on the database/application/web server.

Glossary and Acronyms:

ATP Available to Promise

BEE Batch Element Entries

HVOP High Volume Order Processing

OASB Oracle Applications Standard Benchmark

RAC Real Applications Clusters



Oracle

Applications Performance & Benchmarks

500 Oracle Parkway

Redwood Shores, California 94065

Tel 650/506-7000

Fax 650/506-7000

Email eBSkit_us@oracle.com

World Wide Web <http://www.oracle.com>

The results published in this report have been independently reviewed and audited by:



E-Business R12 Payroll Batch
November 2011
Audit Approved December 9, 2011

Oracle Corporation
World Headquarters
500 Oracle Parkway
Redwood Shores, CA 94065
U.S.A.

Worldwide Inquiries:
Phone: +1.650.506.7000
Fax: +1.650.506.7200

oracle.com



Oracle is committed to developing practices and products that help protect the environment

Copyright © 2011, Oracle and/or its affiliates. All rights reserved. This document is provided for information purposes only and the contents hereof are subject to change without notice. This document is not warranted to be error-free, nor subject to any other warranties or conditions, whether expressed orally or implied in law, including implied warranties and conditions of merchantability or fitness for a particular purpose. We specifically disclaim any liability with respect to this document and no contractual obligations are formed either directly or indirectly by this document. This document may not be reproduced or transmitted in any form or by any means, electronic or mechanical, for any purpose, without our prior written permission.

Oracle and Java are registered trademarks of Oracle and/or its affiliates. Other names may be trademarks of their respective owners.

AMD, Opteron, the AMD logo, and the AMD Opteron logo are trademarks or registered trademarks of Advanced Micro Devices. Intel and Intel Xeon are trademarks or registered trademarks of Intel Corporation. All SPARC trademarks are used under license and are trademarks or registered trademarks of SPARC International, Inc. UNIX is a registered trademark licensed through X/Open Company, Ltd. 1010

Hardware and Software, Engineered to Work Together

©2011 Cisco and/or its affiliates. All rights reserved. Cisco, the Cisco logo, and Cisco Systems are registered trademarks or trademarks of Cisco and/or its affiliates in the United States and certain other countries.