

Optimize Network Monitoring Analysis & Reporting with ClearView Suite Add-ons Powered by Oracle Communications Consulting

Oracle Communications Consulting (OCC) realizes how important it is for telecom service providers to completely understand VoIP data to provide uninterrupted services to their customers. Thus, it introduces a bundled package of dynamic graphical data analytics tools, 'ClearView Suite Add-ons' to help telco companies quickly configure any piece of data within OCOM (Oracle Communications Operation Monitor) /EOM (Enterprise Operations Monitor) from the dashboard.

As a proactive call monitoring solution, OCOM captures and analyses all required signalling messages and media from the network, providing correlation and quality metrics in real-time. It also enables easy-to-use, drill-down troubleshooting for root-cause analysis of any reported problem related to a user, user group, trunk, network device, or Internet Protocol (IP) address. The functionality of OCOM is enhanced by the ClearView Suite Add-ons extensions that provide a customized solution tailored to specific user requirements. Let's take a look at the same in detail.

Understand the performance of your VoIP communication network with OCC

To help telecom service providers deliver a stable, reliable, and high voice-quality VoIP network, OCC brings an incredible suite of ClearView Suite Add-ons for use with state-of-the-art VoIP monitoring platforms – EOM and OCOM. The platform collects all the VoIP data and displays these in easy-to-understand and interactive graphical representations using ClearView Suite Add-ons. The three major types of ClearView Suite Add-ons are Call View, KPI View, and Preset View. Each is:


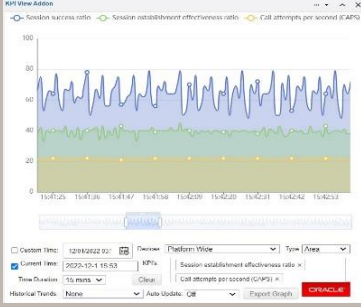
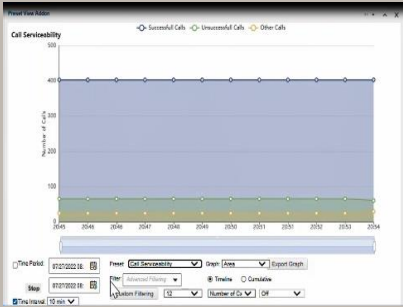
- Easy to install and upload to OCOM/EOM
- Accessible from the admin screen
- Ready to use as they appear on the dashboard



Decode your VoIP data with fully interactive data displays powered by OCC:

- Quick, easy, and custom pre-set configurations of data output variables
- Expedite data analysis turnaround, problem debugging, trend analysis, and geographical overview
- Insightful data analysis using snapshot report generation in CSV, PNG, and PDF format
- Real-time call monitoring, call destination, call status, and bandwidth consumption with in-depth call detail records
- Easy diagnostics and troubleshooting assistance in case of connection disruptions

Enable Extraordinary Convenience with ClearView Suite Add-ons

CALL VIEW ADD-ON	KPI VIEW ADD-ON	PRESET VIEW ADD-ON
<ul style="list-style-type: none"> Interactive module on the dashboard that leverages call database of the Oracle Communications Session Monitor (OCSM)/EOM Highly customizable Fetch data for a custom timeframe Display data in various graphical formats Timeline & cumulative view Export data in PDF, CSV, PNG, etc. formats 	<ul style="list-style-type: none"> Interactive module on the dashboard page that leverages KPI database of the OCSM/EOM Fetch data for a custom timeframe Display data in various graphical formats View multiple KPIs simultaneously View historic trends for the selected KPI Export data in CSV and PNG formats 	<ul style="list-style-type: none"> Fully extensible and offers preset visual schemes Allows for tracking of a very specific set of data Predefined view of any network data going through the OCOM/EOM Call centre transfer tracking Call serviceability (successful and unsuccessful calls) and can be extended to any other data 

Excel your VoIP Services with Oracle Communication Consulting Experts!

Created by a highly skilled team of OCC experts, ClearView Suite Add-ons are advanced interactive tools enabling telecom service providers to improve their VoIP network performance and management with exceptional customer success. With hundreds of service providers and thousands of enterprises trusting OCC applications to secure their voice networks, OCC has the experience to help telecom organizations ensure that when it comes to customer satisfaction, your network integrity remains uncompromised.

Connect with us

Call +1.800.ORACLE1 or visit oracle.com. Outside North America, find your local office at: oracle.com/contact.

 blogs.oracle.com

 facebook.com/oracle

 twitter.com/oracle

Copyright © 2022, Oracle and/or its affiliates. All rights reserved. This document is provided for information purposes only, and the contents hereof are subject to change without notice. This document is not warranted to be error-free, nor subject to any other warranties or conditions, whether expressed orally or implied in law, including implied warranties and conditions of merchantability or fitness for a particular purpose. We specifically disclaim any liability with respect to this document, and no contractual obligations are formed either directly or indirectly by this document. This document may not be reproduced or transmitted in any form or by any means, electronic or mechanical, for any purpose, without our prior written permission.

This device has not been authorized as required by the rules of the Federal Communications Commission. This device is not, and may not be, offered for sale or lease, or sold or leased, until authorization is obtained.

Oracle and Java are registered trademarks of Oracle and/or its affiliates. Other names may be trademarks of their respective owners.

Intel and Intel Xeon are trademarks or registered trademarks of Intel Corporation. All SPARC trademarks are used under license and are trademarks or registered trademarks of SPARC International, Inc. AMD, Opteron, the AMD logo, and the AMD Opteron logo are trademarks or registered trademarks of Advanced Micro Devices. UNIX is a registered trademark of The Open Group. 0120

Disclaimer: If you are unsure whether your data sheet needs a disclaimer, read the revenue recognition policy. If you have further questions about your content and the disclaimer requirements, e-mail REVREC_US@oracle.com.