

## March 2021 Release Announcement

**New capabilities in Fusion ERP Analytics and Fusion HCM Analytics help highlight new savings opportunities and align employee performance and goals.****Fusion Analytics Warehouse**

Oracle Fusion Analytics Warehouse (FAW) is designed from the ground up with powerful pre-built and extensible capabilities that help customers unlock more value from their Oracle Cloud Applications. Gain richer insights with best-practice driven KPIs and dashboards. Connect the dots between Oracle Cloud Applications and third-party data sources, monitor business performance, and make better and faster decisions with improved visibility across the company.

**What's New in Release 21.R1.x**

Below are a few highlights of capabilities in the 21.R1 release. For more details about what's included, please see the [What's New documentation](#).

1. **Oracle Fusion ERP Analytics** introduces Spend and Expense analysis, an invaluable tool for Finance and Procurement departments to gain visibility into the company's spend patterns, provide greater control over margins, improve operational efficiencies, negotiate better pricing terms, and minimize compliance risk throughout the procure-to-pay journey.

The new functionality enables Line-of-Business users to identify and realize savings opportunities, with spend analysis by suppliers, products, item categories, business units, cost centers, buying locations, supplier locations, and associated hierarchy.

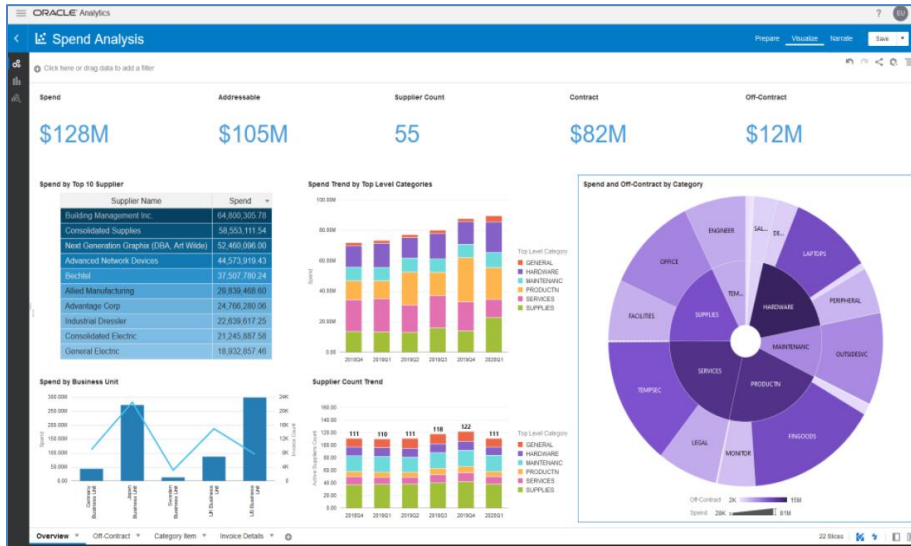


Figure 1. Oracle Fusion ERP Analytics. Spend Analysis Dashboard and KPIs

2. **Oracle Fusion HCM Analytics** introduces performance and goals analysis, an important new capability for HR departments to care for employees, particularly as people return to work. HR leaders and managers can now closely track employee performance, goals, and align skills, interests, and feedback – including concerns and wellness updates – with needs, locations, and changing dynamics.

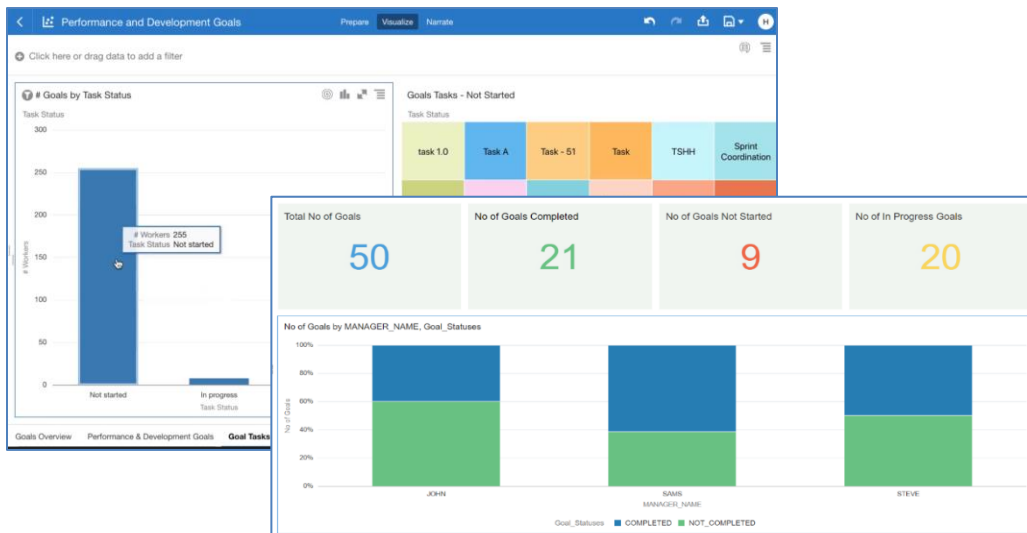


Figure 2. Oracle Fusion HCM Analytics. Performance and Goals Dashboard and KPIs

3. Expanded capabilities across ERP Analytics and HCM Analytics

Oracle Fusion ERP Analytics expands core Financials capabilities around GL, AP, AR with an additional set of packaged KPIs and continued refinements on existing functionality.

New Attributes, enhanced subject areas and additional Receivables (10) and Payables (28) KPIs

Name	Description
Agreement Spend %	Shows Agreement Spend by PO Matched Spend % during a period
Others Non Agreement Spend	Shows Others Non Agreement Spend amount during a period
Average Spend Per Invoice	Shows Average Spend Per Invoice amount during a period
PO Matched Invoices Count	Invoices Count with Purchase Order reference
Suppliers Count	Distinct Count of Suppliers on Invoices
AP Overdue Payments	Shows the amount of payment transactions where the payment date exceeds the schedul...
AP Overdue Payments Count	Shows the count of payment transactions where the payment date exceeds the schedule...
AP On Time Payments	Shows the amount of payment transactions where the payment date is lesser than or eqp...
AP On Time Payments Count	Shows the count of payment transactions where payment date is lesser than or equal to ...
AP Weighted Avg Supplier Payme...	This KPI is computed as follows: Total Payment Days times Payment Amount / Total Pay...
AP Interest Penalties Paid	Shows the payment amount for invoices with the Interest invoice type.
AP Discount Taken	Shows the discount amount taken for the invoice payments
AP Discount Taken %	This KPI is computed as follows: (Discount Taken Amount / Invoices Amount) * 100. This ...
AP Discount Lost	Shows the discount amount lost for the invoice payments.

Figure 3. Oracle Fusion ERP Analytics KPIs

New base metrics for automated data validations between Oracle Cloud ERP and Oracle ERP Analytics

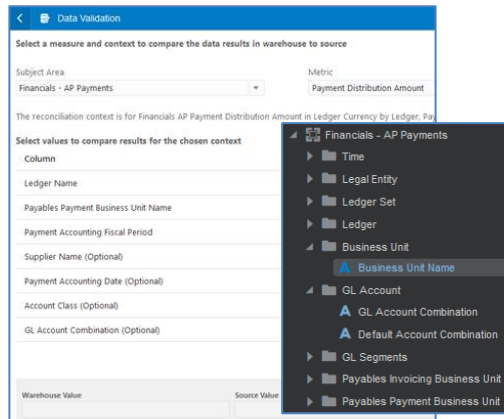


Figure 4. Data Validation with Oracle Cloud ERP

Oracle Fusion HCM Analytics expands core Human Resources and Talent Management capabilities with an expanded set of packaged KPIs and continued refinements on existing functionality.

Core Human Resources

- New implicit Headcount Gain and Loss metrics (12) to improve tracking headcount movement
- New Country Dimension and improvements to metrics and attribute descriptions

Talent Acquisition

- New application progression metrics (6) to track movement along job application stages
- New folder for Ethnicity and Disability across Diversity Dimension

Using the extensibility framework, you can now use text analytics to generate **Survey Analyses**. Gain further insight into your workforce when you combine survey ratings with employee diversity, inclusion and performance data.



## Product Resources

1. Product (Quick) Tours: [HCM](#) | [ERP](#) | [SPEND](#)
2. EBook: [HCM](#) | [ERP](#)
3. Cloud Essentials: Empower [HCM](#) | [ERP](#)
4. Oracle [Fusion Analytics](#) product page
5. [Customer Connect](#) Forum
6. Customer Connect [Idea Labs](#) | FAW [Resources](#)
7. Oracle [Analytics Blogs](#)
8. Product [Documentation](#) | [What's New](#)
9. [Trueblue](#) makes decisions faster w/ERP Analytics
10. Oracle Analytics [Release Updates](#) | [Roadmap](#)