

JD Edwards EnterpriseOne Environmental Accounting and Reporting

ORACLE[®]
JD Edwards
EnterpriseOne

EFFICIENT. AUDITABLE. COMPLIANT.

KEY FEATURES

- Capture of energy usage and other environmental data directly in existing JD Edwards EnterpriseOne ERP transactions
- Asset-based tracking of fuel usage and other consumables as they are issued
- Ability to track costs related to energy consumption
- Capture and report data at both the facility and asset level
- Calculation of greenhouse gas emissions in accordance with the Greenhouse Gas Protocol
- Classification of scope 1, 2, and 3 emissions
- Store date-effective emission factors for recalculation usage
- Easily change and update emission factors
- Automatically determine the correct transformation factors
- Data warehouse for data aggregation
- Prebuilt analytics and dashboards
- Flexible reporting structures
- Ability to define key performance indicators
- Carbon permits management dashboard

JD Edwards EnterpriseOne Environmental Accounting and Reporting enables organizations to track their greenhouse gas (GHG) emissions and other environmental data against reduction targets, and facilitates environmental reporting for both voluntary and legislated emissions reporting schemes. The solution manages this function from within the existing ERP system and utilizes Oracle Business Intelligence to provide immediate insight into an organization's environmental data to identify and manage CO₂ and cost reduction opportunities—providing rapid ROI.

Introduction

Across the globe, companies are facing increasing pressure to improve the efficiency and reduce waste in their operations, and this is increasingly associated with legislation regarding the impact of their operations on the environment. These pressures—both internally and externally—drive a requirement to provide sustainability-related data that is comprehensive, auditable, and timely. Global mandatory as well as voluntary reporting schemes require companies to undergo extensive and expensive data audits, to maintain a ledger of up-to-date emissions factors, and to be able to compare figures on an annual basis. Existing “ad hoc” approaches utilizing manual or niche solutions have a high operational cost and weak data security and audit-ability. The ideal solution is to embed environmental-related data acquisition and reporting into the mainstream of business operations and associated IT infrastructure. This is precisely what JD Edwards EnterpriseOne Environment Accounting and Reporting is designed to do.

JD Edwards EnterpriseOne Environmental Accounting and Reporting enables organizations to capture environmental data either electronically or manually, convert that to greenhouse gas emissions, comply with mandatory and voluntary greenhouse gas reporting schemes, and to identify opportunities for CO₂ emissions and cost reductions. As an add-on module to JD Edwards EnterpriseOne Financials which seamlessly integrates with existing Accounts Payable business flows, JD Edwards EnterpriseOne Environmental Accounting and Reporting delivers these capabilities without the duplication or double handling of transactions and data, which is intrinsic in other approaches.

Automate Environmental Data Collection

JD Edwards EnterpriseOne Environmental Accounting and Reporting extends the invoice, purchasing, and inventory processes to enable the capture of the necessary data, automatically matching this with the associated transactions. This can be

- Ability to set targets and benchmarks by organization and facility

KEY BENEFITS

- Reduced environmental data management and audit costs
- Compliance with regulatory mandates for GHG reporting
- Rapid production of environmental reports for internal and external use, including for the Carbon Disclosure Project (CDP)
- Reductions in CO2 and operational cost reductions
- Leverage existing IT investments
- Minimize organizational impact
- Maintain data integrity and security
- Consistent user experience
- Rapid time to value

augmented with additional data from smart meters, fleet management systems, or from any other sources that capture the transactions including spreadsheets. This approach presents users with a familiar and consistent experience while ensuring data security, accuracy, and consistency. The solution supports all of the flexible organizational structures native to the ERP application, including separate facilities, combined facilities, by legal structure, or by management structure. This allows an organization to view and report the data as needed. Similarly, the data can also be associated with a particular asset to enable more detailed analysis of usage patterns.

The screenshot displays the Oracle JD Edwards 'Standard Voucher Entry - G/L Distribution' interface. At the top, the Oracle logo and 'JD Edwards' are visible. The breadcrumb trail indicates the path: EnterpriseOne Menus > Environmental Accounting & Reporting > Processing. The main title is 'Standard Voucher Entry - G/L Distribution'. Below the title, there are navigation icons for 'Form', 'Bow', and 'Tools'. The form contains several input fields: 'Document No/Typ/Co' with values '1', 'FT', '00001' and 'Batch Number' with value '39670'. The 'Supplier' field is '8555' and the 'Explanation' is 'National Express'. The 'G/L Date' is '08/23/2016'. The 'Currency' is 'USD' and 'Base Currency' is also 'USD'. There is a 'Foreign' checkbox which is unchecked. Below the form, there is a table titled 'Records 1 - 2'. The table has columns for 'Account Number *', 'Account Description', 'Amount', 'Explanation -Remark-', 'Co', 'Sub Type', and 'Sub-ledger'. One record is visible with 'Account Number *' '30.6040', 'Account Description' 'Freight', 'Amount' '9,900.00', and 'Co' '00001'. At the bottom of the table, there are 'Amount' and 'Remaining' fields.

Figure 1. Data capture for emissions calculations during the processing of an invoice

Calculate and Classify Greenhouse Gas Emissions

JD Edwards EnterpriseOne Environmental Accounting and Reporting provides the built-in mechanisms for calculating emissions and classifying them as scope 1, 2, or 3 using the Greenhouse Gas Protocol guidelines published by the World Resources Institute, the most widely adopted methodology for calculating greenhouse gas emissions.

Emission transformation factors are stored and can readily be updated over time with date effectiveness to manage the change of emissions factors and for recalculation purposes. When the transactions are entered, the system automatically determines what additional data needs to be captured to perform the emissions calculations and associates the transaction with the appropriate default emission factor. If a more accurate emissions factor is available for a specific transaction, the end user can override the default as needed.

Comply with Mandatory and Voluntary Schemes for Greenhouse Gas Reporting

Increasingly, organizations are looking to accurately communicate greenhouse gas emissions and other environmental impacts to constituents including regulators, customers, shareholders, and employees. Regional regulatory mandates such as the Carbon Reduction Commitment (CRC) and the Companies Act 2006 (Strategic Report and Directors' Report) Regulations 2013 in the United Kingdom and Australia's National Greenhouse and Energy Reporting (NGER) Act require accurate and transparent

greenhouse gas reporting. Cap and trade schemes in California, Europe, and Australia, amongst other regions, require organizations to calculate the correct number of carbon permits required for the specified reporting period. The Carbon Permit Management report tracks emission data by region/legislation to show the number of carbon permits necessary to be compliant.

Information voluntarily disclosed to organizations such as the Carbon Disclosure Project (CDP) also needs to be provided with a high degree of confidence in order to protect an organization's credibility and brand. Practitioners are realizing that the manual spreadsheet-based processes lack the necessary efficiency, security, and reliability.

Identify and Drive Opportunities for CO₂ Emissions, Energy, and Other Reductions

Measuring performance and setting targets is a critical component for organizations to become more productive, more profitable, and more sustainable. Monitoring key metrics such as energy, energy costs, waste, and water lead to greenhouse gas emissions reductions, generally hand-in-hand with operational efficiency improvements and cost savings. When armed with factual data, organizations can benchmark and effect behavioral change to reduce environmental impacts.

Prebuilt Oracle Business Intelligence Enterprise Edition (OBIEE) dashboards enable the dynamic generation of reports, providing emissions summaries and trends at the touch of a button—including for the Carbon Disclosure Project. Users can drill down into additional levels of detail and they can perform ad hoc analyses to investigate specific data trends and anomalies—rapidly identifying issues and opportunities alike.

JD Edwards EnterpriseOne Environmental Accounting and Reporting enables organizations to establish a baseline of its greenhouse gas emissions, energy usage, water use, waste generation, and other key environmental indicators and set reductions targets by organization and facilities. Graphical indicators illustrate to users on a timely basis whether the organization is performing above, below, or in-line with the targets so that corrective actions can be taken as needed to successfully execute on sustainability initiatives. The data also serves as the basis for forecasting and planning.

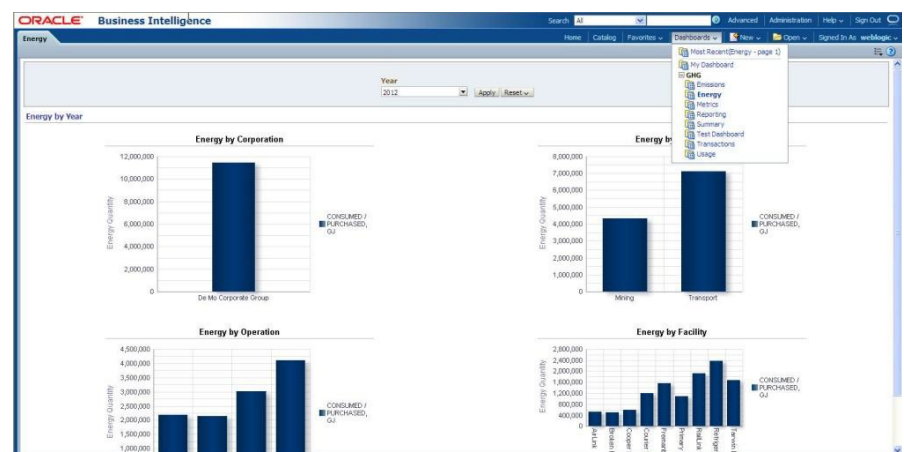


Figure 2. Prebuilt business analytics dashboards providing data-driven insight and identifying issues and opportunities

Product Requirements

JD Edwards EnterpriseOne Environmental Accounting and Reporting is available for JD Edwards EnterpriseOne version 9.0 and later. It has been developed using the native technology of JD Edwards EnterpriseOne, backed by a common business analytics layer developed in Oracle Business Intelligence Suite Enterprise Edition Plus and Oracle Data Integrator Enterprise Edition, which are the required technology components.

Related Products





- Oracle Environmental Accounting and Reporting
- Oracle Business Intelligence Enterprise Edition (OBIEE)
- Oracle Data Integrator Enterprise Edition
- JD Edwards EnterpriseOne Financials
- JD Edwards EnterpriseOne Enterprise Capital Asset Management
- JD Edwards EnterpriseOne Inventory Management



CONTACT US

For more information about JD Edwards EnterpriseOne, visit oracle.com or call +1.800.ORACLE1 to speak to an Oracle representative.

CONNECT WITH US

-  blogs.oracle.com/oracle
-  facebook.com/oracle
-  twitter.com/oracle
-  oracle.com

Integrated Cloud Applications & Platform Services

Copyright © 2018, Oracle and/or its affiliates. All rights reserved. This document is provided for information purposes only, and the contents hereof are subject to change without notice. This document is not warranted to be error-free, nor subject to any other warranties or conditions, whether expressed orally or implied in law, including implied warranties and conditions of merchantability or fitness for a particular purpose. We specifically disclaim any liability with respect to this document, and no contractual obligations are formed either directly or indirectly by this document. This document may not be reproduced or transmitted in any form or by any means, electronic or mechanical, for any purpose, without our prior written permission.

Oracle and Java are registered trademarks of Oracle and/or its affiliates. Other names may be trademarks of their respective owners.

Intel and Intel Xeon are trademarks or registered trademarks of Intel Corporation. All SPARC trademarks are used under license and are trademarks or registered trademarks of SPARC International, Inc. AMD, Opteron, the AMD logo, and the AMD Opteron logo are trademarks or registered trademarks of Advanced Micro Devices. UNIX is a registered trademark of The Open Group. 0613