

# PEOPLESOFT ENTERPRISE PAYROLL 9.0 USING ORACLE FOR SOLARIS ON A SUN® SPARC Enterprise™ M4000

As a global leader in e-business applications, Oracle is committed to delivering high performance solutions that meet our customers' expectations. Business software must deliver rich functionality with robust performance. This performance must be maintained at volumes that are representative of customer environments.

Oracle benchmarks demonstrate our software's performance characteristics for a range of processing volumes in a specific configuration. Customers and prospects can use this information to determine the software, hardware, and network configurations necessary to support their processing volumes.

The primary objective of our benchmarking effort is to provide as many data points as possible to support this important decision.



## SUMMARY OF RESULTS

PeopleSoft Enterprise Payroll (North American) 9	
Large Volume Model	
Payroll	240,000 Employees 360,000 Payments 43.78 minutes
Payments/Hour	493,376 per hour

The benchmark measured five Payroll application business process runtimes for one database model representing a large organization. Three different execution strategies were executed to model different customer options. Testing was conducted in a controlled environment with no other applications running. The tuning changes, (if any) were approved by PeopleSoft Development and will be generally available in a future release or update. **The goal of this benchmark was to obtain baseline Large-model results for Oracle (PeopleSoft) Enterprise Payroll 9 using Oracle on a Sun SPARC Enterprise M4000 server.**

## BENCHMARK PROFILE

In November 2009, Sun Microsystems conducted a benchmark in Menlo Park, CA in collaboration with Oracle (PeopleSoft) to measure the batch performance of the Paysheet Creation, Payroll Calculation and Payroll Confirmation processes in PeopleSoft Enterprise Payroll 9.0 (North American) using Oracle11g™ on a 4-way Quad-Core (16 cores in all) Sun SPARC Enterprise M4000 database server, running Solaris 10 5/09. Approximately 494 GB of storage from one 960 GB Sun Storage Flash Array F5100 and one 5.3 terabyte Sun Storage J4200 Array (RAID 0) was allocated to the database instance (~200 GB used for DB).

Oracle Enterprise Payroll 9 Using Oracle 11g on a Sun SPARC Enterprise M4000

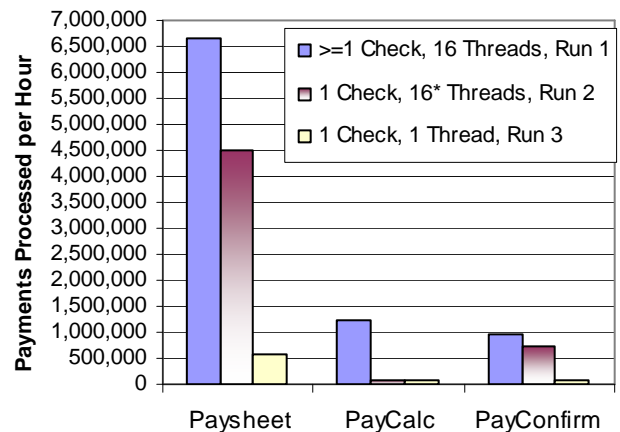


Figure 1: Enterprise Payroll 9.0 Processing Rates

## METHODOLOGY

For this benchmark, all jobs were initiated on the server from a browser.

This application was run as sixteen concurrent processes, or as single-streamed processes.

Batch processes are background processes, requiring no operator intervention or interactivity. Results of these processes are automatically logged in the database. The runtimes are posted to the Process Request database table where they are stored for subsequent analysis.

## BUSINESS PROCESSES

The five Payroll processes tested are as follows:

**Paysheet Creation:** Generates payroll data worksheets for employees, consisting of standard payroll information for each employee for the given pay cycle. The Paysheet process can be run separately from the other two tasks, usually before the end of the pay period.

**Payroll Calculation:** Looks at Paysheets and calculates checks for those employees. Payroll Calculation can be run any number of times throughout the pay period. The first run will do most of the processing, while each successive run updates only the calculated totals of changed items. This iterative design minimizes the time required to calculate a payroll, as well as the processing resources required. In this benchmark, Payroll Calculation was run only once, as though at the end of a pay period.

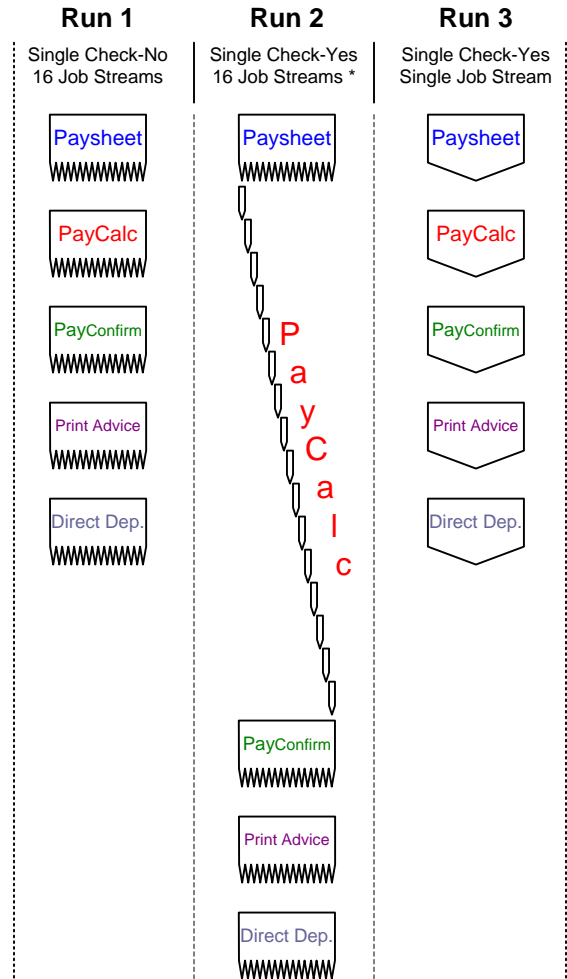
**Payroll Confirmation:** Takes the information generated by Payroll Calculation and updates the employees' balances with the calculated amounts. The system assigns check numbers at this time and creates direct deposit records. Confirm can only be run once, and therefore, must be run at the end of the pay period.

**Print Advice Forms:** This process takes the information generated by Payroll Calculation and Confirmation and produces an Advice for each employee to report Earnings, Taxes, Deductions, net pay and bank accounts where Net Pay were sent.

**Create Direct Deposit File:** This process takes the information generated by Payroll Calculation and Confirmation and produces an electronic transmittal file used to transfer payroll funds directly into an employee's bank account.

## BATCH PROCESS STRATEGIES

The figure below summarizes the three different execution strategies that were undertaken for this benchmark. The first run did not use the 'Single-Check' option but did use multiple job streams. The second run did use the 'Single-Check' option, but with the 'PayCalc' process being sequential serial jobs, rather than concurrent parallel jobs. The third run was executed as a single job stream with the 'Single-Check' option.



**Figure 2: Batch Job Stream Execution Variations**

\* For Paycalc only, this is effectively 16 jobs run sequentially.

## BATCH RESULTS

The tables below contain the actual runtimes, in minutes, for the Payroll processes. It also shows how many employees were processed and the number checks and advices produced.

	Shortest ← Longest		
	Run 1	Run 2	Run 3
<b>Job Streams</b>	16	16 *	1
<b>Single Check</b>	No	Yes	Yes
<b>Employees</b>	240,000	240,000	240,000
<b>Jobs</b>	360,000	360,000	360,000
<b>PayCheck</b>	240,000	144,000	144,000
<b>PayAdvice</b>	120,000	120,000	120,000
<b>Payments</b>	360,000	264,000	264,000
<b>Paysheet</b>	3.25	3.52	27.03
<b>PayCalc</b>	17.8	252.66	237.43
<b>PayConfirm</b>	22.73	21.68	189.52
<b>Total Minutes</b>	43.78	277.86	453.98
<b>Total Hours</b>	0.73	4.63	7.57
<b>Print Advice</b>	5.73	6	78.62
<b>Direct Deposit</b>	1.75	2.25	1.75
<b>Total Minutes</b>	7.48	8.25	80.37

**Table 1: PeopleSoft 9 Payroll Process Runtimes**

\* For Paycalc only, this is effectively 16 jobs run sequentially.

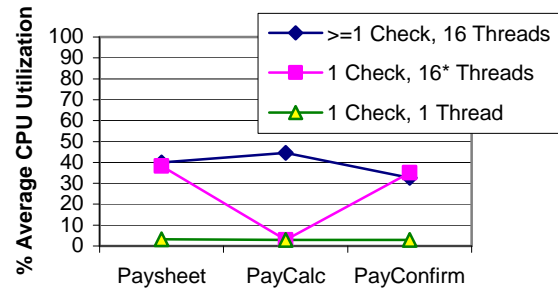
	Highest ⇒ Lowest		
	Run 1	Run 2	Run 3
<b>Job Streams</b>	16	16 *	1
<b>Single Check</b>	No	Yes	Yes
<b>Paysheet</b>	6,646,153	4,500,000	586,015
<b>PayCalc</b>	1,213,483	62,692	66,714
<b>PayConfirm</b>	950,286	730,627	83,579
<b>Net per Hour</b>	493,376	57,007	34,891
<b>Print Advice</b>	1,256,544	1,200,000	91,579
<b>Direct Deposit</b>	4,114,285	3,200,000	4,114,285

**Table 2: PeopleSoft 9 Payroll Process Throughputs**

The throughputs above are linear extrapolations only. For Paysheet, PayCalc and PayConfirm the throughputs are payments per hour. For Print Advice and Direct Deposit throughputs are PayAdvice per hour. Performance may vary on other hardware and software platforms and with other data composition models.

## SERVER PERFORMANCE

**Oracle Enterprise Payroll 9 Using Oracle 11g on a Sun SPARC Enterprise M4000**



**Figure 3: Average CPU Utilization**

	Highest ⇒ Lowest		
	Run 1	Run 2	Run 3
<b>Job Streams</b>	16	16 *	1
<b>Single Check</b>	No	Yes	Yes
<b>Paysheet</b>	40	38.33	3.15
<b>PayCalc</b>	44.59	2.85	2.89
<b>PayConfirm</b>	32.57	35.05	2.98
<b>Print Advice</b>	45.4	45	3

**Table 3: Average CPU Utilization**

## I/O PERFORMANCE

The Sun Storage Flash Array F5100 was used for storage of tables, indexes and 'undo' and that the Sun Storage J4200 Array was used for redo logs only. I/O performance is crucial to batch performance. Reads and Writes per second are summarized for each of the three runs in the following table.

	Run 1		Run 2		Run 3	
	Reads	Writes	Reads	Writes	Reads	Writes
<b>Job Streams</b>	16	16 *	1			
<b>Single Check</b>	No	Yes	Yes			
<b>Paysheet</b>	2609	5409	2318	3870	468	387
<b>PayCalc</b>	2799	1419	216	87	218	84
<b>PayConfirm</b>	4735	4924	3643	4520	480	281
<b>Print Advice</b>	2867	285	2567	383	270	20

**Table 4: I/O Performance**

## DATA COMPOSITION DESCRIPTION

There are 240,000 active employees and each employee has eleven months of payroll history. Within the active employee population, there are a total of 360,000 Jobs from which the active employees receive compensation. In the Pay Cycle benchmarked, 168,000 employees have one active Job record and will receive 1 payment each. 24,000 employees have two active Job records for a total of 48,000 Jobs allocated to these employees (Employee ID prefix KU202). Each Job is in a differently defined Paygroup and each employee will receive two payments. Lastly, 48,000 employees have three active Job records for a total of 144,000 Jobs allocated to these employees (Employee ID prefixes KU0207 and KU0208). Each Job is in a similarly defined Paygroup. These 48,000 employees will receive 1 payment each if the Single Check option is activated, or 3 payments, if it is not. Payments from multiple jobs can only be consolidated into a single payment when the Jobs are assigned to either the same Paygroup, or different Paygroups that share the same Pay\_End\_Dt. In this benchmark there are a total of 264,000 payments after consolidation when the Single Check option is activated and a total of 360,000 payments when the Single Check option is not active.

The employees were distributed over four monthly, semi-monthly, bi-weekly and weekly pay groups with ten different employee profiles. Each of these was assigned to 32 pay groups. Hence, the benchmark could have been set up for up to 32 concurrent processes for the Paysheet and confirmation processes instead of the sixteen concurrent processes chosen for this test. The profiles are as follows:

Employee ID	Pay Group	Pay Freq.	Employee Type	Employee Status
KU0200	PB1	Weekly	Hourly	PT 20 Hrs
KU0201	PB2	Bi-Weekly	Hourly	FT
KU0202	PB4	Monthly	Salaried	PT 30 Hrs
	PB2	Bi-Weekly	Exc Hourly	PT 10 Hrs
KU0203	PB4	Monthly	Salaried	FT
KU0204(a)	PB2	Bi-Weekly	Salaried	FT
KU0204(b)	PB2	Bi-Weekly	Salaried	FT
KU0205	PB3	Semi-Mon.	Salaried	FT
KU0207	PB1	Weekly	Hourly	PT 20 Hrs
	PB1	Weekly	Hourly	PT 10 Hrs
	PB1	Weekly	Hourly	PT 10 Hrs
KU0208	PB1	Weekly	Salaried	PT 20 Hrs
	PB1	Weekly	Salaried	PT 10 Hrs
	PB1	Weekly	Salaried	PT 10 Hrs
KU0209	PB3	Semi-Mon.	Hourly	FT

**Table 5: Employee Profiles for Seed Data**

- Part-time, hourly paid weekly with Federal and California State tax, three general deductions and nine per pay period benefit deductions, one garnishment deduction and two direct deposits (KU0200).
- Full time, hourly, paid biweekly with federal and Ohio State and local tax deductions and nine per pay period benefit and two general deductions with Time and Labor. (KU0201)
- Two Part-time jobs, one salaried paid monthly and the other exception hourly paid biweekly, with federal and California State tax, four general deductions and eight per pay period benefit deductions with Absence Management (KU0202)
- Full-time salaried paid monthly with Federal and California and New York reciprocity tax, with six benefit deductions and no general deductions with Absence Management (KU0203)
- Full time, salaried paid biweekly with federal and Pennsylvania state and four local tax deductions and eight per pay period benefit deductions (KU0204) (Used twice)
- Full time, salaried paid semi-monthly, with federal and Michigan state and local tax deductions, six per pay period benefit deductions, with Time and Labor (KU0205)
- Three Part-time jobs, all hourly paid weekly, with federal and Tennessee State tax, three general deductions and eight per pay period benefit deductions and one direct deposit with Absence Management and Time and Labor (KU0207)
- Three Part-time jobs, all salaried paid weekly, with federal and Georgia State tax, one general deduction and eight per pay period benefit deductions with Absence Management and Time and Labor (KU0208)
- Full time, hourly paid semi-monthly, with federal and California state tax deductions, eight per pay period benefit deductions and no general deductions (KU0209)

The benchmarking payroll Pay\_End\_Dt is Dec 9<sup>th</sup> (PB1 weekly), Dec 16<sup>th</sup> (PB2 bi-weekly), Dec 15<sup>th</sup> (PB3 semi-monthly), or Dec 31<sup>st</sup> (PB4 monthly). The database reflects ~11 months history in calendar year 2006.

For concurrent runs, when the 'Single-Check' option is enabled, all the jobs for an employee paid on the same Pay\_End\_Dt, must reside within a single pay 'runid.'

Note that this 'Data Model' is different, and more complex, than that used for benchmarking Releases 8.8 and 8.9. Direct comparison between this result and results published for those releases is impossible.

## BENCHMARK ENVIRONMENT

### HARDWARE CONFIGURATION

A Sun SPARC® Enterprise™ M4000 was used as the database server and process scheduler. It was equipped with the following:

- 4 × 2.53 GHz SPARC64 VII Quad-Core processors, each with 5.5 Megabytes of Level-2 on-chip cache (16 cores total)
- 32 Gigabytes of Memory (~30.16 GB used at peak load)
- 4 × Sun StorageTek™ Dual-Port SAS Fibre Channel Host Bus Adapters (HBA)

One Sun Storage Flash Array F5100 with 40 Flash Modules (FMODs) and one Sun Storage J4200 Array were used. The storage arrays were equipped with the following:

- 40 × 24 GB FMODs in Flash Array F5100, and 12 × 450 GB (RAID 0) SAS 15K RPM disk drives in J4200 Array.
- ~6.3 Terabytes of total Flash and Disk Space available. Approximately 200 GB was used for the database from the 494GB of storage allocated to the database instance.

### SOFTWARE VERSIONS

Oracle's PeopleSoft HRMS and Campus Solutions 9.00.00.311

Oracle's PeopleSoft Enterprise (PeopleTools) 8.49 (64-bit)

Oracle11g 11.1.0.7.0 (64-bit)

Sun Solaris 10 5/09

Micro Focus COBOL Server Express 4.0 w/SP4 (64-bit)

ICE tracking:

ICE 1791740000

ICE 1794319000



#### Oracle (PeopleSoft) Pleasanton

5815 Owens Drive

P. O. Box 8018

Pleasanton, California 94588-8618

Tel 925/694-3000

Fax 925/694-3100

Email [info@peoplesoft.com](mailto:info@peoplesoft.com)

World Wide Web <http://www.oracle.com>

PeopleSoft, PeopleTools, PS/nVision, PeopleCode, PeopleBooks, *PeopleTalk*, and Vantive are registered trademarks, and Pure Internet Architecture, Intelligent Context Manager, and The Real-Time Enterprise are trademarks of PeopleSoft, Inc. – Oracle, Inc. All other company and product names may be trademarks of their respective owners. The information contained herein is subject to change without notice. Copyright © 2010 PeopleSoft, Inc. – Oracle, Inc. All rights reserved. C/N 06XX-0110

©2010 Sun Microsystems, Inc. All rights reserved. Sun, Sun Microsystems, the Sun logo, Solaris, and SPARC are trademarks or registered trademarks of Sun Microsystems, Inc. in the United States and other countries.