

ORACLE®

Process Cloud Service



# Rapidly Automate Business Processes in the Cloud

ORACLE®



# Why Custom Processes?

## Why Custom Processes?

Want to rapidly automate business-driven process applications in a fully provisioned environment that saves you time and money? Align your customer-centric digital strategy with your business goals? Start today by using Oracle Process Cloud Service, the leading Platform as a Service (PaaS) for Business Process Management. Build custom business applications, extend Software as a Service (SaaS) on-premise infrastructure, and deliver multichannel personalized experiences that increase worker productivity. Whatever company-specific processes your teams need, they can create and use them efficiently and with end-to-end visibility and control in Oracle Cloud. Healthcare patient tracking, financial services loan origination, employee on-boarding, and service ticket handling are just a few examples.

Oracle Process Cloud Service has two environments: Workspace, where you use and monitor process applications, and Composer, where you develop and test them.

Access Your Work

Perform Tasks

Monitor Status

Develop Processes

Deployment Life Cycle

Get Started



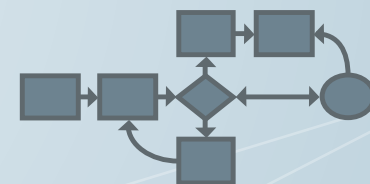
### Filter and Perform Process Tasks on the Go

Access your task list from a smartphone, a tablet, or a desktop browser. Filter your tasks based on process name, due date, and other characteristics.



### Monitor and Troubleshoot with Built-in Tools

Track in-flight process instances. Use dashboards to see process completion status at a glance. Troubleshoot errors and get processes back on track.



### Develop Custom Process Applications Quickly

Design processes, rules, forms, and data using business-friendly graphic editors. Deploy to a test environment before going live.



Why Custom Processes?

Access Your Work

Perform Tasks

Monitor Status

Develop Processes

Deployment Life Cycle

Get Started

# Access Your Work


Why do 90 percent of CIOs deploy mobile apps for their workforces? Because business is increasingly fast-paced and global. However, few of these apps are customized.

Rely on Workspace, where process applications run, to provide intuitive interfaces for both mobile devices, such as smartphones and tablets, and traditional desktop browsers.

Bring your task list wherever your business takes you using the Workspace mobile app in Oracle Process Cloud Service. Access every custom process application your company provides for you in Oracle Cloud, from anywhere in the world.

## On Your Mobile Device:

- **Connect** from anywhere or work in offline mode.
- **Filter** the tasks in your list.
- **Perform** your tasks.
- **Attach** files or enter comments.
- **Reassign** tasks to other users.





Why Custom Processes?

Access Your Work

**Perform Tasks**

Monitor Status

Develop Processes

Deployment Life Cycle

Get Started

# Perform Tasks

## Start an Application

Whether you report travel plans, file a tech support issue, or add an employee to your system, all you do is select the process application in Workspace with one click, and then fill out a web form with the details.

## Manage Your Tasks

Workspace provides robust task management and assignment with rich out of the box patterns. After your coworkers start process applications, you receive tasks asking for approval, delegation, and other actions. To organize your tasks, filter them by application name, due date, status, assignee, and other characteristics, and then save the filters.

## Perform Multiple Tasks

Save time by executing multiple tasks at once. For example, batch approve travel requests for an entire team.



## Add More Information

Add comments to explain your reasons for approval, rejection, reassignment, and other actions. Attach files from Oracle Cloud, your desktop computer, or your mobile device.

## Reassign and Delegate

Reassign tasks to other users in your role or to management for escalation, expertise, or vacations. Simplify delegation by creating automatic rules.



Why Custom Processes?

Access Your Work

Perform Tasks

**Monitor Status**

Develop Processes

Deployment Life Cycle

Get Started

# Monitor Status

## Monitor Processes with Dashboards

Monitor process health and business performance using rich out of the box dashboards. View by process, task, assignee, and other categories. By detecting trends and bottlenecks, you can address minor anomalies before they become major issues.

## Track Process Instances

Workspace lets you dynamically change running processes and supports ad-hoc routing and a powerful delegation model. Follow a process instance from the starting request to the final approval, including every step in between. To keep a process moving, change it in-flight—for example, reassign tasks or change the due date.

## Configure Users and Settings

Add users and groups to process roles, control Workspace settings, and control the life cycle of deployed process applications.



## Troubleshoot with Built-In Tools

Use active alerts, calls to action, and guided navigation for fixing process problems. View the exact point in a process flow where an error occurred and then resolve faults, recover messages, reschedule timers, receive alerts about misbehaving processes, and view notification logs for more information.





# Develop Processes

Why Custom Processes?

Access Your Work

Perform Tasks

Monitor Status

**Develop Processes**

Deployment Life Cycle

Get Started

## Collaborate with Shared Spaces

In Composer, where you develop applications, use spaces to group related applications and share them with other developers.

## Model the Process Flow

Collaboratively discover, design, and implement your processes with business-friendly, zero-code, rapid automation. Use starter templates to reduce the time to build applications. Rapidly handle requests, approvals, and exceptions, even if they span multiple departments or levels of management.

## Design Forms and Data

Design forms once and run them anywhere, on any device. Automatically generate a form from an existing data design—or use intuitive, drag-and-drop tools to create a form manually and generate the underlying data automatically.

## Integrate with Web Services and Other Applications

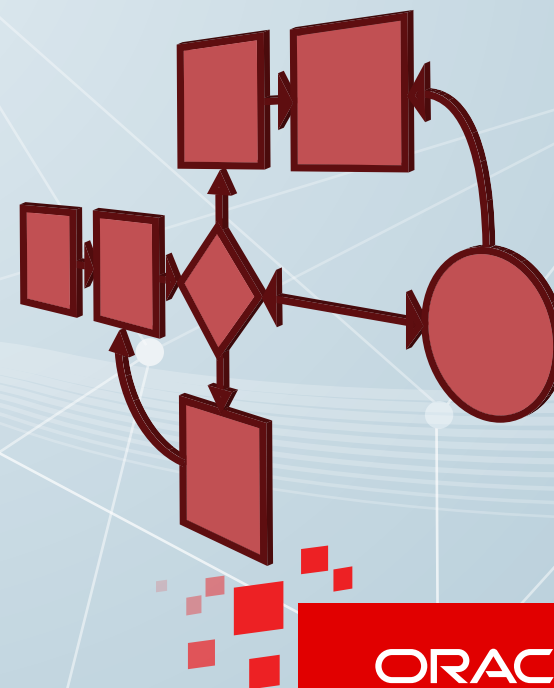
Interact with other applications using web service connections or a built-in REST API.

## Make Complex Decisions with Business Rules

Do you want to automate a decision based on several interacting factors? For example, is the expense limit for a travel request higher for a customer visit than for training? Create a series of if-then rules or create a spreadsheet-like decision table to weigh multiple factors and generate multiple outcomes.

## Add Documentation

To help other developers and decision makers understand your process, include descriptions of the process and its components.





# Deployment Life Cycle

You get a complete life cycle for your company's process applications—playing the process step-by-step, test deployment, production deployment, side-by-side deployment of multiple versions, suspend and resume, undeployment, and retirement.

Why Custom Processes?

Access Your Work

Perform Tasks

Monitor Status

Develop Processes

**Deployment Life Cycle**

Get Started

## Design

Model your process flow, including requests, approvals, decision paths, and roles for each task.

## Implement

- Create web forms from data structures or the reverse.
- Add business rules for complex decisions.
- Interact with web services to send or receive data or make decisions.

## Deploy

- Go live in the Cloud so that users worldwide can perform process tasks.
- Maintain multiple versions so that in-flight processes are completed before you retire older versions.

## Test

- Deploy to a test environment first to fine-tune your process design.
- Redeploy until end users and managers are satisfied, and then promote to production.



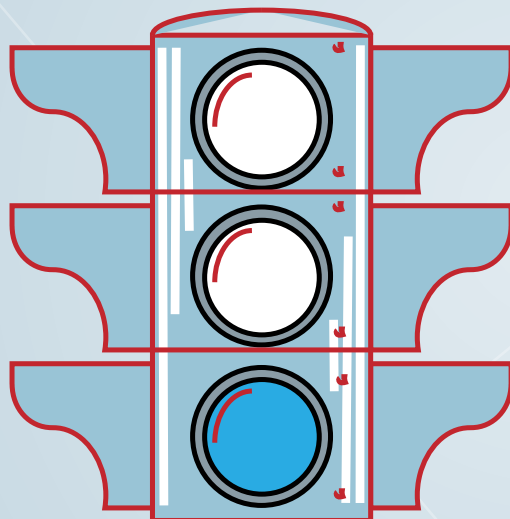
# Get Started

## Subscribe

Oracle Process Cloud Service is included with your existing PaaS trial and paid subscriptions.

To get a paid subscription, create a purchase order from the Oracle Cloud website ([cloud.oracle.com](https://cloud.oracle.com)) or the Oracle Store ([shop.oracle.com](https://shop.oracle.com)) using your Oracle.com account. Also, an Oracle sales representative can create a purchase order.

For information about subscribing, see [Trial and Paid Subscriptions for Oracle Cloud Services](#) and visit the Oracle Cloud website at [cloud.oracle.com](https://cloud.oracle.com).



## Find out More About BPM

- [BPM blog](#)
- [Oracle Business Process Management](#)

## Attend Oracle Cloud Events

See [events.oracle.com](https://events.oracle.com) and [blogs.oracle.com/cloud](https://blogs.oracle.com/cloud) for information about Oracle Cloud events.

## Join the Community

- Oracle Cloud Community: [cloud.oracle.com](https://cloud.oracle.com)
- [Oracle Cloud Computing Group](#)

Why Custom Processes?

Access Your Work

Perform Tasks

Monitor Status

Develop Processes

Deployment Life Cycle

Get Started



## Safe Harbor

The preceding is intended to outline our general product direction. It is intended for information purposes only, and may not be incorporated into any contract. It is not a commitment to deliver any material, code, or functionality, and should not be relied upon in making purchasing decisions. The development, release, and timing of any features or functionality described for Oracle's products remains at the sole discretion of Oracle.

# ORACLE®



**Follow** us at:



Oracle Cloud on Facebook



Oracle Cloud on Twitter



Oracle Cloud on YouTube

v. Mar 25, 2015

Copyright © 2014. Oracle and/or its affiliates. All rights reserved.

This document is provided for information purposes only, and the contents hereof are subject to change without notice. This document is not warranted to be error-free, nor subject to any other warranties or conditions, whether expressed orally or implied in law, including implied warranties and conditions of merchantability or fitness for a particular purpose. We specifically disclaim any liability with respect to this document, and no contractual obligations are formed either directly or indirectly by this document. This document may not be reproduced or transmitted in any form or by any means, electronic or mechanical, for any purpose, without our prior written permission.

Oracle and Java are registered trademarks of Oracle and/or its affiliates. Other names may be trademarks of their respective owners.

Intel and Intel Xeon are trademarks or registered trademarks of Intel Corporation. All SPARC trademarks are used under license and are trademarks or registered trademarks of SPARC International, Inc. AMD, Opteron, the AMD logo, and the AMD Opteron logo are trademarks or registered trademarks of Advanced Micro Devices. UNIX is a registered trademark of The Open Group.