

PEOPLESOFT ENTERPRISE PAYROLL 9.0 USING DB2 FOR z/OS ON AN IBM® SYSTEM z10 EC 2097-709 [9-way LPAR]

As a global leader in e-business applications, Oracle is committed to delivering high performance solutions that meet our customers' expectations. Business software must deliver rich functionality with robust performance. This performance must be maintained at volumes that are representative of customer environments.

Oracle benchmarks demonstrate our software's performance characteristics for a range of processing volumes in a specific configuration. Customers and prospects can use this information to determine the software, hardware, and network configurations necessary to support their processing volumes.

The primary objective of our benchmarking effort is to provide as many data points as possible to support this important decision.



SUMMARY OF RESULTS

PeopleSoft Enterprise Payroll (North American) 9	
Extra-Large Volume Model	
Payroll	500,480 Employees 750,720 Payments 58.96 minutes
Payments/Hour	763,962 per hour

The benchmark measured five Payroll application business process runtimes for one database model representing an extra-large organization. Three different execution strategies were executed to model different customer options. Testing was conducted in a controlled environment with no other applications running. The tuning changes, (if any) were approved by PeopleSoft Development and will be generally available in a future release or update. **The goal of this benchmark was to obtain baseline Extra-Large-model results for Oracle (PeopleSoft) Enterprise Payroll 9 using DB2 for the z/OS on an IBM z10 server.**

BENCHMARK PROFILE

In December 2009, Oracle (PeopleSoft) conducted a benchmark in Pleasanton, CA to measure the batch performance of the Paysheet Creation, Payroll Calculation and Payroll Confirmation processes in PeopleSoft Enterprise Payroll 9.0 (North American) using IBM DB2 for z/OS™ 9.1 on a 9-way IBM System z10 EC model 2097-709 database server, running IBM® z/OS version 1.10. A 9 Terabyte (~2.8 TB available, ~237.5 GB used) IBM TotalStorage® DS8300 was used for storage.

Oracle Enterprise Payroll 9 Using DB2 for the z/OS on a 9-Way z10

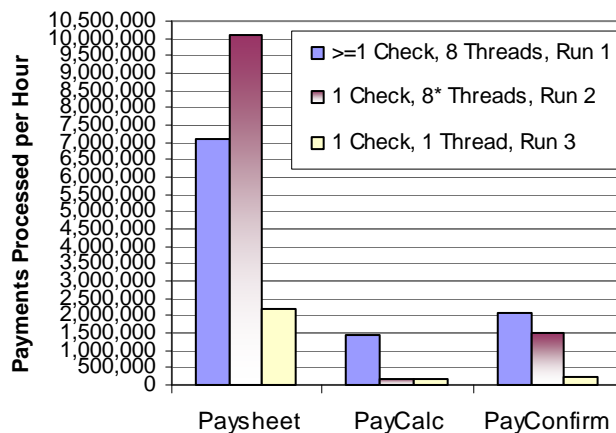


Figure 1: Enterprise Payroll 9.0 Payments/Hour

METHODOLOGY

For this benchmark, all jobs were initiated on the server using Job Control Language (JCL).

This application was run as eight concurrent processes, or as single-streamed processes.

Batch processes are background processes, requiring no operator intervention or interactivity. Results of these processes are automatically logged in the database.

BUSINESS PROCESSES

The five Payroll processes tested are as follows:

Paysheet Creation: Generates payroll data worksheets for employees, consisting of standard payroll information for each employee for the given pay cycle. The Paysheet process can be run separately from the other two tasks, usually before the end of the pay period.

Payroll Calculation: Looks at Paysheets and calculates checks for those employees. Payroll Calculation can be run any number of times throughout the pay period. The first run will do most of the processing, while each successive run updates only the calculated totals of changed items. This iterative design minimizes the time required to calculate a payroll, as well as the processing resources required. In this benchmark, Payroll Calculation was run only once, as though at the end of a pay period.

Payroll Confirmation: Takes the information generated by Payroll Calculation and updates the employees' balances with the calculated amounts. The system assigns check numbers at this time and creates direct deposit records. Confirm can only be run once, and therefore, must be run at the end of the pay period.

Print Advice Forms: This process takes the information generated by Payroll Calculation and Confirmation and produces an Advice for each employee to report Earnings, Taxes, Deductions, net pay and bank accounts where Net Pay were sent.

Create Direct Deposit File: This process takes the information generated by Payroll Calculation and Confirmation and produces an electronic transmittal file used to transfer payroll funds directly into an employee's bank account.

BATCH PROCESS STRATEGIES

The figure below summarizes the three different execution strategies that were undertaken for this benchmark. The first run did not use the 'Single-Check' option but did use multiple job streams. The second run did use the 'Single-Check' option, but with the 'PayCalc' process being sequential serial jobs, rather than concurrent parallel jobs. The third run was executed as a single job stream with the 'Single-Check' option.

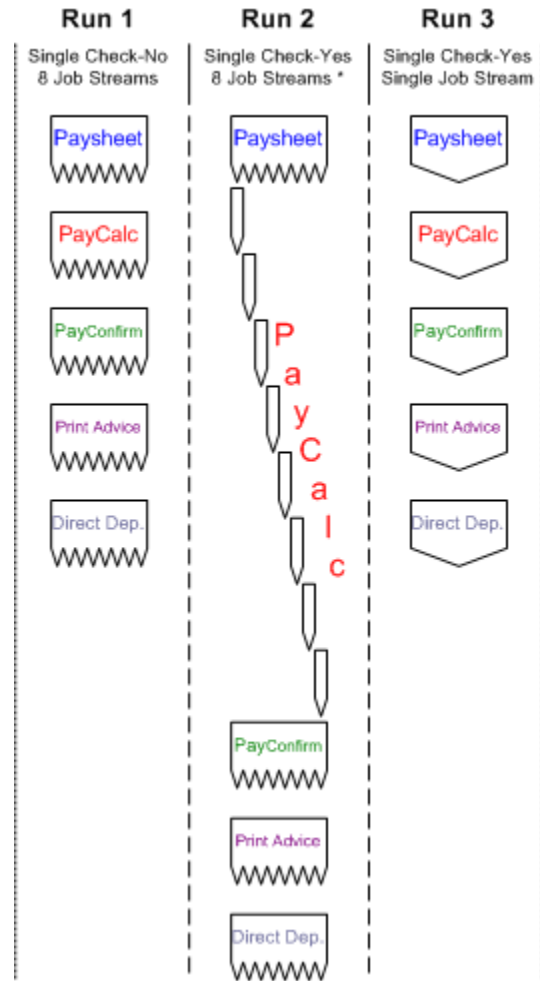


Figure 2: Batch Job Stream Execution Variations

* For Paycalc only, this is effectively 8 jobs run sequentially.

BATCH RESULTS

The table below contains the actual runtimes, in minutes, for the Payroll processes. It also shows how many employees were processed and the number of checks and advices produced.

	Shortest ← Longest		
	Run 1	Run 2	Run 3
Job Streams	8	8 *	1
Single Check	No	Yes	Yes
Employees	500,480	500,480	500,480
Jobs	750,720	750,720	750,720
PayCheck	100,096	0	0
PayAdvice	650,624	550,528	550,528
Payments	750,720	550,528	550,528
Paysheet	6.36	3.28	15.10
PayCalc	30.99	205.3	190.6
PayConfirm	21.61	21.99	134.7
Total Minutes	58.96	230.57	340.4
Total Hours	0.98	3.84	5.67
Print Advice	18.04	16.71	117.4
Direct Deposit	3.50	3.40	4.80
Total Minutes	21.54	20.11	122.2

Table 1: PeopleSoft 9 Payroll Process Runtimes

* For Paycalc only, this is effectively 8 jobs run sequentially.

	Highest ↔ Lowest		
	Run 1	Run 2	Run 3
Job Streams	8	8 *	1
Single Check	No	Yes	Yes
Paysheet	7,082,264	10,070,634	2,187,528
PayCalc	1,453,475	160,894	173,303
PayConfirm	2,084,368	1,502,122	245,224
Net per Hour	763,962	143,261	46,533
Print Advice	2,163,937	1,976,761	281,360
Direct Deposit	11,153,554	9,715,200	6,881,600

Table 2: PeopleSoft 9 Payroll Process Throughputs

The throughputs above are linear extrapolations only. For Paysheet, PayCalc and PayConfirm the throughputs are payments per hour. For Print Advice and Direct Deposit, throughputs are PayAdvice per hour. Performance may vary on other hardware and software platforms and with other data composition models.

SERVER PERFORMANCE

Oracle Enterprise Payroll 9 Using DB2 for the z/OS on a 9-Way z10

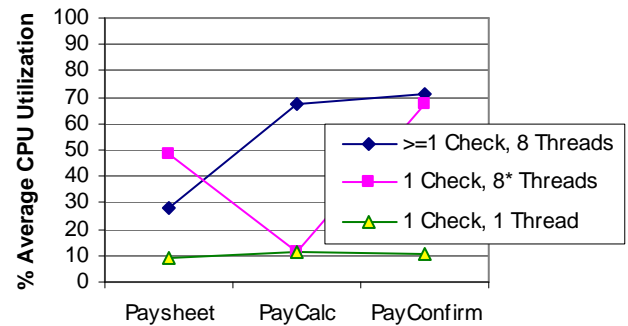


Figure 3: Average CPU Utilization

	Highest ↔ Lowest		
	Run 1	Run 2	Run 3
Job Streams	8	8 *	1
Single Check	No	Yes	Yes
Paysheet	28.30	48.50	9.20
PayCalc	67.10	11.50	11.06
PayConfirm	71.20	67.40	10.40
Print Advice	44.20	47.60	9.00
Direct Deposit	78.10	74.40	10.74

Table 3: Average CPU Utilization

I/O PERFORMANCE

The 2.4 Terabyte (allocated) IBM TotalStorage DS8300 Enterprise Storage Server (SHARK) was used for storage. I/O performance is crucial to batch performance. I/O average response time in milliseconds, and I/O operations per second, are summarized for each of the three runs in the following table.

	Run 1		Run 2		Run 3	
	I/O Resp.	I/O per Sec	I/O Resp.	I/O per Sec	I/O Resp.	I/O per Sec
Job Streams	8	8 *	1			
Single Check	No	Yes	Yes			
Paysheet	1.60	1,562	1.10	2,389	2.20	487
PayCalc	0.88	1,566	0.65	103	0.88	211
PayConfirm	1.20	2,596	1.25	2,326	1.03	349
Print Advice	0.54	2,278	0.75	1,931	0.60	205
Direct Deposit	0.56	1,875	0.45	1,277	0.37	975

Table 4: I/O Performance

DATA COMPOSITION DESCRIPTION

There are 500,480 active employees and each employee has eleven months of payroll history. Within the active employee population, there are a total of 750,720 Jobs from which the active employees receive compensation. In the Pay Cycle benchmarked, 350,336 employees have one active Job record and will receive 1 payment each. 50,048 employees have two active Job records for a total of 100,096 Jobs allocated to these employees (Employee ID prefix KU202). Each Job is in a differently defined Paygroup and each employee will receive two payments. Lastly, 100,096 employees have three active Job records for a total of 300,288 Jobs allocated to these employees (Employee ID prefixes KU0207 and KU0208). Each Job is in a similarly defined Paygroup. These 100,096 employees will receive 1 payment each if the Single Check option is activated, or 3 payments, if it is not. Payments from multiple jobs can only be consolidated into a single payment when the Jobs are assigned to either the same Paygroup, or different Paygroups that share the same Pay_End_Dt. In this benchmark there are a total of 550,528 payments after consolidation when the Single Check option is activated and a total of 750,720 payments when the Single Check option is not active.

The employees were distributed over four monthly, semi-monthly, bi-weekly and weekly pay groups with ten different employee profiles. Each of these was assigned to 32 pay groups. Hence, the benchmark could have been set up for up to 32 concurrent processes for the Paysheet and confirmation processes instead of the eight concurrent processes (8 Run Control Ids) chosen for this test. The profiles are as follows:

Employee ID	Pay Group	Pay Freq.	Employee Type	Employee Status
KU0200	PB1	Weekly	Hourly	PT 20 Hrs
KU0201	PB2	Bi-Weekly	Hourly	FT
KU0202	PB4	Monthly	Salaried	PT 30 Hrs
	PB2	Bi-Weekly	Exc Hourly	PT 10 Hrs
KU0203	PB4	Monthly	Salaried	FT
KU0204(a)	PB2	Bi-Weekly	Salaried	FT
KU0204(b)	PB2	Bi-Weekly	Salaried	FT
KU0205	PB3	Semi-Mon.	Salaried	FT
KU0207	PB1	Weekly	Hourly	PT 20 Hrs
	PB1	Weekly	Hourly	PT 10 Hrs
	PB1	Weekly	Hourly	PT 10 Hrs
KU0208	PB1	Weekly	Salaried	PT 20 Hrs
	PB1	Weekly	Salaried	PT 10 Hrs
	PB1	Weekly	Salaried	PT 10 Hrs
KU0209	PB3	Semi-Mon.	Hourly	FT

Table 5: Employee Profiles for Seed Data

- Part-time, hourly paid weekly with Federal and California State tax, three general deductions and nine per pay period benefit deductions, one garnishment deduction and two direct deposits (KU0200).
- Full time, hourly, paid biweekly with federal and Ohio State and local tax deductions and nine per pay period benefit and two general deductions with Time and Labor. (KU0201)
- Two Part-time jobs, one salaried paid monthly and the other exception hourly paid biweekly, with federal and California State tax, four general deductions and eight per pay period benefit deductions with Absence Management (KU0202)
- Full-time salaried paid monthly with Federal and California and New York reciprocity tax, with six benefit deductions and no general deductions with Absence Management (KU0203)
- Full time, salaried paid biweekly with federal and Pennsylvania state and four local tax deductions and eight per pay period benefit deductions (KU0204) (Used twice)
- Full time, salaried paid semi-monthly, with federal and Michigan state and local tax deductions, six per pay period benefit deductions, with Time and Labor (KU0205)
- Three Part-time jobs, all hourly paid weekly, with federal and Tennessee State tax, three general deductions and eight per pay period benefit deductions and one direct deposit with Absence Management and Time and Labor (KU0207)
- Three Part-time jobs, all salaried paid weekly, with federal and Georgia State tax, one general deduction and eight per pay period benefit deductions with Absence Management and Time and Labor (KU0208)
- Full time, hourly paid semi-monthly, with federal and California state tax deductions, eight per pay period benefit deductions and no general deductions (KU0209)

The benchmarking payroll Pay_End_Dt is Dec 9th (PB1 weekly), Dec 16th (PB2 bi-weekly), Dec 15th (PB3 semi-monthly), or Dec 31st (PB4 monthly). The database reflects ~11 months history in calendar year 2006.

For concurrent runs, when the 'Single-Check' option is enabled, all the jobs for an employee paid on the same Pay_End_Dt, must reside within a single pay 'runid.'

Note that this 'Data Model' is different, and more complex, than that used for benchmarking Releases 8.8 and 8.9. Direct comparison between this result and results published for those releases is impossible.

BENCHMARK ENVIRONMENT

The IBM® System z10 Enterprise Class model 2087-709 was used as the database server. It was equipped with the following:

- 9 × 4.4 GHz IBM® System z10 Gen1 Processors (9 Processors populated, eight processors for workload, one processor for non-workload housekeeping) 6512 MIPS total for 9 engines
- 32 Gigabytes of Memory (24 GB available for this test)

The IBM System z10 was attached to:

- One IBM TotalStorage DS8300 with dual 4-way processors, 72.8 GB disk size, ~9 Terabytes of total Disk Space, with 2.8 Terabytes available (~237.5 GB used)

SOFTWARE VERSIONS

Oracle's PeopleSoft HRMS and Campus Solutions 9.00.00.314

Oracle's PeopleSoft Enterprise (PeopleTools) 8.49.08

IBM® DB2 for z/OS 9.1

IBM® z/OS version 1.10 RSU 0909 (on the Database server)

IBM Enterprise COBOL for z/OS 4.1.0

ICE tracking:

ICE 196334000



Oracle (PeopleSoft) Pleasanton

5815 Owens Drive

P. O. Box 8018

Pleasanton, California 94588-8618

Tel 925/694-3000

Fax 925/694-3100

Email info@peoplesoft.com

World Wide Web <http://www.oracle.com>

PeopleSoft, PeopleTools, PS/nVision, PeopleCode, PeopleBooks, *PeopleTalk*, and Vantive are registered trademarks, and Pure Internet Architecture, Intelligent Context Manager, and The Real-Time Enterprise are trademarks of PeopleSoft, Inc. – Oracle, Inc. All other company and product names may be trademarks of their respective owners. The information contained herein is subject to change without notice. Copyright © 2010 PeopleSoft, Inc. – Oracle, Inc. All rights reserved. C/N 06XX-0310

IBM, the IBM logo, System z, z/OS and TotalStorage are trademarks or registered trademarks of International Business Machines, Inc. in the United States, other countries, or both.