



## Oracle Database Cloud - Database as a Service

# Overview of the trial setup process

### Set up your account

1

Request a trial subscription

2

Activate your trial

### Set up your service

3

Set up your security

4

Add more cloud admins (optional)

5

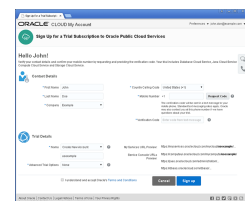
Create your first database instance

## Set up your account

1

### Request a trial subscription

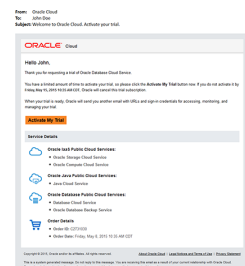
- > Request a trial to [Database as a Service](#) using your Oracle Account. (If you don't have an Oracle Account, you can create one as part of your request.)
- > When approved, you will get an activation email titled: *Welcome to Oracle Cloud. Activate your trial.*



2

### Activate your trial

- > Click **Activate My Trial** in the welcome email.
- > You will then get an activation email titled: *Welcome to Oracle Cloud. Your Oracle Public Cloud Services trial is ready.*



# Set up your service

3

## Set up your security

- > Click the **My Services URL** link under My Services Administration in the "Your trial is ready" email.
- > Sign in using the details provided in the email, then change your password and set up security when prompted.

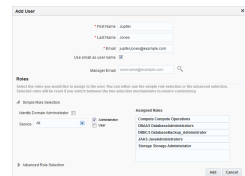


4

## Add more cloud admins (optional)

*You're automatically a cloud admin for your trial. You can add more cloud admins as needed.*

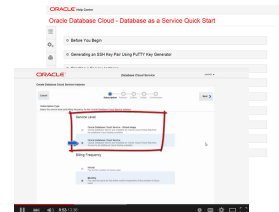
- > Sign in to **My Services**.
- > Click **Users**.
- > On the Users tab, click **Add**.
- > Enter user details, assign all service administrator roles, and click **Add**.



5

## Create your first database server

- > Create your first database server on a service instance. ([video](#) | [tutorial](#) | [doc](#))



✓ You're done!

### Product Information

See: [cloud.oracle.com/database](https://cloud.oracle.com/database) and [docs.oracle.com](https://docs.oracle.com)

### Watch Videos

- [Get Started with Database as a Service](#)
- [Create a Service Instance](#)
- [Connect to the Database Instance in a Service Instance](#)
- [Monitor the Database Instance in a Service Instance](#)

### Learn from Tutorials

- [Oracle Database Cloud - Database as a Service Quick Start](#)
- [Administer Service Instances and Database Instances](#)
- [Create a Storage Cloud Container for Backups](#)

### Attend Oracle Cloud Events

See [events.oracle.com](https://events.oracle.com) and [blogs.oracle.com/cloud](https://blogs.oracle.com/cloud) for information about Oracle Cloud events.

### Join the Community

- Oracle Cloud Community: [cloud.oracle.com](https://cloud.oracle.com)
- Oracle Database Cloud Service forum

### Follow Oracle Cloud on

 Facebook  Twitter  YouTube